

BOARD

#1B

RESOLUTION NO. 25708

**RESOLUTION REGARDING SCHOOL DISTRICT REPORT OF INCIDENTS
OF HARASSMENT/INTIMIDATION/BULLYING**

WHEREAS, the Fort Lee Board of Education has received the Interim Superintendent's report of incident(s) of Harassment/Intimidation/Bullying ("HIB") within the District; and

WHEREAS, the Board has had the opportunity to review the Interim Superintendent's recommendations with respect to the incident(s) of HIB.

NOW, THEREFORE BE IT RESOLVED, that the Board accepts the Interim Superintendent's recommendations.

BE IT FURTHER RESOLVED, that pursuant to N.J.S.A. 18A:37-15(d), the Interim Superintendent of Schools shall inform the applicable parents/guardians of the students involved in these incidents with the following information within five school (5) days of this Board meeting:

1. The nature of the investigation;
2. Whether the District found evidence of HIB;
3. Whether discipline was imposed;
4. Whether services were provided to address the incident of HIB.

DATED: August 12, 2013

Motion by: Mr. Carmelo Luppino

Seconded by: Ms. Helen Yoon

Motion Passed

Motion Failed

ROLL CALL	AYES	NAYS	ABSENT	ABSTAINED
MRS. ESTHER HAN SILVER	X			
MR. CARMELO LUPPINO	X			
MRS. HOLLY MORELL	X			
MRS. CANDACE ROMBA	X			
MR. DAVID SARNOFF	X			
MR. PETER SUH	X			
MR. JOSEPH SURACE	X			
MS. HELEN YOON	X			
MR. YUSANG PARK	X			

BUILDINGS & GROUNDS COMMITTEE

#1B&G

RESOLUTION NO. 25709

APPROVAL OF CHANGE ORDERS

BE IT RESOLVED, that upon the recommendation of the Interim Superintendent of Schools, the Fort Lee Board of Education approves the following final change orders per the following:

<u>PROJECT</u>	<u>VENDOR</u>	<u>CHANGE ORDER #</u>	<u>AMOUNT</u>	<u>ALLOWANCE AMOUNT</u>	<u>NET EFFECT</u>
High School Science Labs	APEX Enterprises of Union, Inc.	#2	\$5,823.18	\$5,823.18	-0-
High School Science Labs	APEX Enterprises of Union, Inc.	#3	\$2,175.47	\$2,175.47	-0-
High School Science Labs	APEX Enterprises of Union, Inc.	#4	\$14,415.63	\$14,415.63	-0-
High School Science Labs	APEX Enterprises of Union, Inc.	#5	\$2,345.99	\$2,345.99	-0-
High School Resin Caps	Longo	#1	\$3,141.16	-0-	\$3,141.16

DATED: August 12, 2013

Motion by: Mr. Carmelo Luppino

Seconded by: Mrs. Esther Han Silver

Motion Passed

Motion Failed

ROLL CALL	AYES	NAYS	ABSENT	ABSTAINED
MRS. ESTHER HAN SILVER	X			
MR. CARMELO LUPPINO	X			
MRS. HOLLY MORELL	X			
MRS. CANDACE ROMBA	X			
MR. DAVID SARNOFF	X			
MR. PETER SUH	X			
MR. JOSEPH SURACE	X			
MS. HELEN YOON	X			
MR. YUSANG PARK	X			

APPROVAL OF PROPOSAL FOR APPLIED DATA SERVICES
DEMOGRAPHIC STUDY UPDATE

BE IT RESOLVED, that upon the recommendation of the Interim Superintendent of Schools, the Fort Lee Board of Education **authorizes Applied Data Services to prepare an updated Demographic study** per the attached agreement for the ROD Grant round four funding.

DATED: August 12, 2013
Attachment

Motion by: Mr. Carmelo Luppino

Seconded by: Mrs. Esther Han Silver

Motion Passed

Motion Failed

ROLL CALL	AYES	NAYS	ABSENT	ABSTAINED
MRS. ESTHER HAN SILVER	X			
MR. CARMELO LUPPINO	X			
MRS. HOLLY MORELL	X			
MRS. CANDACE ROMBA	X			
MR. DAVID SARNOFF	X			
MR. PETER SUH	X			
MR. JOSEPH SURACE	X			
MS. HELEN YOON	X			
MR. YUSANG PARK	X			



applied data services

"serving educational data processing needs"

June 27, 2013

Ms. Cheryl Balletto
Business Administrator
Fort Lee School District
2175 Lemoine Avenue, 6th Floor
Fort Lee, NJ 07024

Re: Demographic Study Update for the 2012-2013 School Year

Dear Ms. Balletto:

An update for the 2012/13 school year of the Demographic Study, dated April 18, 2012 can be initiated with a returned purchase order or purchase order number.

The Demographic Study for the 2011/12 school year is attached for your review. The update will be based on data collected in October 2012.

The reduced cost of this proposed update is \$3,800 and includes one on-site visit for review of the preliminary report. This study can be completed in four weeks upon receipt from the district of a PO together with current school year's district enrollment data.

Applied Data Services is again looking forward to providing continued service to the Fort Lee School District and your office.

Yours truly,

A handwritten signature in black ink that reads "Wayne J. Verderber". The signature is written in a cursive, flowing style.

Wayne J. Verderber
President

2B&G

Fort Lee Public Schools

DEMOGRAPHIC UPDATE (For the 2011/12 School Year)

Final Report

April 18, 2012

Prepared by:



applied data services

268 Route 206, Suite 406 • Flanders, NJ 07836 • 973-584-5578 • fax 973-584-0726

TABLE OF CONTENTS

I.	SUMMARY	1
	Table 1 Projected Enrollments by Building.....	2
II.	INTRODUCTION	3
	Figure 1 Enrollment Projection Comparison 3-Year / 5-Year Survival Ratios	5
III.	DESCRIPTION OF PROJECTION TECHNIQUES.....	7
IV.	DISTRICTWIDE STATISTICS	9
	Table 2 Schools Included in Report and Feeder Patterns.....	10
	Table 3 Districtwide Enrollments – HISTORIC By Grade By Year	11
	Figure 2 Distictwide Enrollments – HISTORIC By Grade By Year	12
	Table 4 Districtwide Enrollments – PROJECTED By Grade By Year.....	13
	Figure 3 Distictwide Enrollments – PROJECTED By Grade By Year.....	14
	Table 5 Districtwide Enrollments – HISTORIC By Building By Year	15
	Table 6 Districtwide Enrollments – PROJECTED By Building By Year.....	15
	Figure 4 K-12 Enrollments – HISTORIC / PROJECTED By Year	16
V.	STUDY CONSIDERATIONS	17
	1. Five Year vs. Three Year Enrollment Trend	17
	2. District Projections through 2016/17	17
	3. Treatment of Special Education and Pre-K Students	17
	4. Analysis of the Survival Ratios	17
	5. Evaluation of Kindergarten Distribution	18
	6. Facility Evaluation	18
	Table 7 Enrollment Projection by School vs. Facility Utilization	19
	7. New Construction and Housing Turnovers	20
	Table 8 Districtwide Enrollments – ADJUSTED PROJECTED By Grade By Year.....	22
	8. Land Use Information	27
	9. Birth Data	27
	Figure 5 Birth History by Year	28
VI.	PROJECTED ENROLLMENTS BY BUILDING BY YEAR BY GRADE.....	29



I. SUMMARY

While many other school districts in New Jersey are experiencing a decrease in its projected enrollments, Fort Lee can expect a continual increase in enrollment through 2016/17.

- Based on the capacities provided by the Administration, Table 7 <Page 19> indicates that the enrollments for all schools are close to or in most cases exceed capacities. This over enrollment will be exacerbated by the potential enrollment of 71 additional students based on the projected construction of the Towers at Fort Lee. <Page 20> Considerations should be given to exploring options for increasing space availability in the Fort Lee Schools.
- The K-12 enrollment projections from years 2011/12 through 2016/17 indicate an increase from 3,272 to 3,548 students in 2016/17, an average of 277 students.
- The K-6 projected enrollments increase slightly from 1,919 in 2011/12 to 2,078 in 2016/17, an increase of 159 students over five years.
- The 7th through 8th grade enrollment increases from years 2011/12 through 2016/17. An additional 54 students will be in grades 7 through 8 in the 2016/17 school year (with the exception of a 17 student decrease in 2013/14).
- The 9th through 12th grade enrollment increases from 879 in 2011/12 to 942 in 2016/17.
- The enrollments for the elementary schools #1, 3 and 5 exceed capacity for years 2011/12 through 2016/17. The middle school also exceeds capacity for the same years. The capacities were provided by FVA, Inc. in 2005.
- Births from 2007 to 2009 declined from 303 to 350 then jumped to 405 in 2010. Kindergarten enrollments over the next five years are directly related to these births.



**Table 1
Projected Enrollments by Building**

School	2011/12	2012/13	2013/14	2014/15	2015/16	2016/17
School 1 Elementary	548	553	560	560	567	563
School 2 Elementary	376	400	406	406	418	412
School 3 Elementary	507	534	559	577	607	623
School 4 Elementary	488	487	494	488	486	480
Lewis Cole MS	474	477	460	477	502	528
Fort Lee HS	879	860	891	911	923	942
Tier II, III, IV	391	396	403	409	419	424
Total	3,663	3,707	3,773	3,828	3,922	3,972

Note: Tier II, III, and IV enrollment categories are not included in the individual school figures but are included as a separate line item above.



II. INTRODUCTION

The Borough of Fort Lee, located in Bergen County, is a small suburban community in the northeastern section of New Jersey. With a total population of 35,345 (according to the 2010 Census), the Borough covers about 2.5 square miles, and is situated on the banks of the Hudson River, overlooking New York City with direct access via the George Washington Bridge.

The FORT LEE Board of Education appointed Applied Data Services (ADS) to prepare a demographic/enrollment projection study in order to plan for more effective building utilization through the year 2016/17.

ADS received enrollment data from October 2006 through October 2011, from Central Administration which was used as the basis in this study along with birth data obtained from the New Jersey State Department of Health and Senior Services. Applied Data Services would like to express its appreciation for the prompt and informative response from the Fort Lee Public School District's administrative staff.

Additionally, AD extends its appreciation to those municipal organizations cited herein for providing assistance in the conduct of this study, in particular the Fort Lee Planning Board's Office for its comprehensive treatment of the Area #5 Redevelopment site as well as the Fort Lee Fire Prevention Department (Section 7. New Construction and Housing Turnovers).

"It is notable that existing multi-family developments in the Borough have a higher percentage of two- and three-bedroom apartments than the proposed [Towers of Fort Lee] development will have. Since 550 of the 902 dwelling units [are either studio or one-bedroom units and the building is greater than 20 stories], we expect the public school age child ratio to be much lower than one per nine units projected on the Board of Education enrollment data. However, even using the ratio of 0.079 public school age children per unit (one public school age child per 12 dwelling units), **[the development is conservatively projected to generate 71 public school age children]."**

Source: Burgis Associates, Inc. Report dated December 14, 2011 - updated February 8, 2012

The Fort Lee Public School District has four elementary schools spanning grades K-5, one middle school encompassing grades 7 and 8 and one high school for grades 9-12.

As of the 2009/10 School Report Card provided by the State of New Jersey Department of Education's website, "Fort Lee High School graduated 100% of its students. 97% went on to pursue higher education. Its schools are represented at 3 Ivy League Schools and many of the nation's most prestigious colleges."

For this study two sets of projections were performed. The survival ratios were calculated using a five-year enrollment history and a three-year enrollment history. A comparison of the grade K-12 projections through 2016/17, for each of the two sets, is

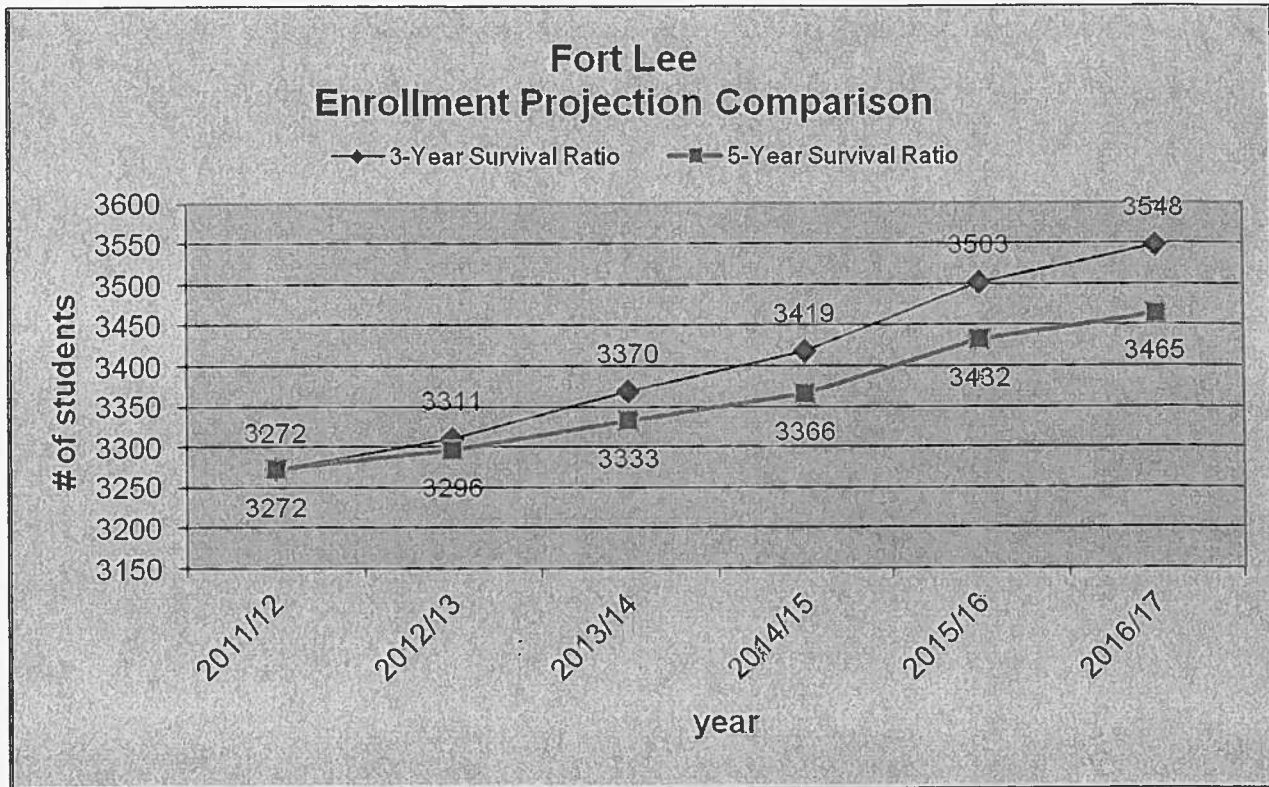


presented in Figure 1. <Page 5> Selecting a five-year enrollment history is a declaration that the enrollments will grow or decline on the same average basis as the last five years. Due to the economic climate, ADS recommended the use of the last three years of enrollment history to best predict the next five years. Thus, the projections herein were calculated using a three-year history.

The history of births, necessary for projecting the Kindergarten enrollment through 2016/17, was obtained from the Center for Health Statistics, New Jersey Department of Health and Senior Services.



FORT LEE PUBLIC SCHOOLS



Survival Rate	2011/12	2012/13	2013/14	2014/15	2015/16	2016/17
3 Year SR	3272	3311	3370	3419	3503	3548
5 Year SR	3272	3296	3333	3366	3432	3465

Note: This chart illustrates the projected enrollments using a 3-year and 5-year history to calculate survival ratios (SR). Tier II, III, and IV enrollment categories are not included in the above figures.


**Figure 1
Enrollment Projection Comparison
3-Year / 5-Year Survival Ratios**



The following reports are included herein:

- Enrollment History by district, by grade by year from 2006/07 through 2011/12.
- Enrollment Projections by district by grade by year from 2011/12 through 2016/17.
- Enrollment Projections for each building for each year through 2016/17.
- Survival ratios for each grade pair including the birth to kindergarten progression.

A Description of the Projection Process follows in Section III; with an analysis and a description of the data elements included in Sections IV and V. Finally, the enrollment projections for each building by grade for years 2011/12 through 2016/17 are presented in Section VI.



III. DESCRIPTION OF PROJECTION TECHNIQUES

Introduction

Effective planning requires schools to forecast long-term enrollment projections on a district and school basis. While short-term (one year) projections are accomplished with a high degree of confidence, five year projections can be more uncertain. It is generally recognized by demographers that component and cohort survival methods are most adequate in reducing the relative error in projections.

Projections based upon children already in the district (the current K-12 population only) will be the most reliable. The second level of reliability will be for those children already born into the community but not yet old enough to be in school (live births). The least reliable category is the group for which an estimate must be made to predict the number of births, thereby adding an additional variable of uncertainty. This occurs when 10 year enrollment projections are performed.

Factors contributing to this uncertainty include:

- A parochial school closed or other students returned from non-public schools.
- A charter school opened.
- The kindergarten program changed entrance age or to an extended/full-day program.
- The high school toughened its course credit/graduation requirements.
- The district set new attendance boundaries for elementary schools.

Annual updates to the projections allow for early identification of recent changes in historical trends. When the actual enrollment in a grade is significantly different (high or low) from the projected number, it is important to determine whether this is a one-year aberration or whether a new trend may be starting. It is thereby recommended that all school districts have updated enrollment forecasts performed at least every other year.

Description of Projection Techniques

The ADS proprietary Enrollment Projection System (EPS) uses the five (or three) year component cohort survival method (which is used by most local, state and federal agencies) for making five year projections of district and school enrollments.

This method calculates an average survival ratio (persistence factor) from one grade to the next. The survival ratio expresses a quantitative relationship between the numerical size of a group (grade) in a given year in comparison to the size of the same group in the previous year. The number of students in a group in the present year is divided by the number in the group the previous year. If the quotient is greater than 1.0, the size of the group has increased; conversely, if the quotient is less than 1.0, the size of the




group has decreased. If a survival ratio is 1.000, there has been no change in the class size as the students move from one grade to the next. For example, if a school district had 1000 sixth graders last year and 789 seventh graders this year, the district sixth-seventh grade survival ratio is .789 i.e. only 79% of the students survived from grade six to seven.

In part, the survival ratio is also important as an index of the degree of "holding power" of a district. In most suburban school districts, its magnitude is influenced by factors, such as sizable amounts of affordable housing, large birth rates, turnover in the so-called "second generation" housing resale market, available rentals, and an increasing number of adults in the childbearing age category. Under some circumstances, survival ratios may be partly affected also by prevailing perceptions held by residents of a community concerning the "quality" of a given school district, or of a particular school within a district. Nevertheless, whatever the source of variation in these ratios from year to year, the average ratios reflect, numerically, the net result of all influences (available housing, births, economy, etc.) on the in- or out-movements of students, by grade, over a five-year period.

The enrollment projections performed by ADS, are based primarily on the use of a three-year average trend survival ratio for grades K-12. The average trend SR for each grade was multiplied by the enrollment of the previous grade in the previous school year, to obtain the future enrollment for each grade.

EPS also provides the capability to evaluate enrollments versus building capacities, assess the effect of grade reorganization or other redistricting needs, evaluate enrollment distributions as a result of school closings, assess the impact of changes in school feeder patterns and evaluate the effects of modifying school attendance boundaries.

Enrollment projections for this study were prepared averaging three years of enrollment histories.



IV. DISTRICTWIDE STATISTICS



FORT LEE PUBLIC SCHOOLS

Table 2
Schools Included in Report and Feeder Patterns

School	Grade	Feeds
School 1 Elementary	K - 6	Lewis Cole MS
School 2 Elementary	K - 6	Lewis Cole MS
School 3 Elementary	K - 6	Lewis Cole MS
School 4 Elementary	K - 6	Lewis Cole MS
Lewis Cole MS	7 - 8	Fort Lee HS
Fort Lee HS	9 - 12	




FORT LEE PUBLIC SCHOOLS

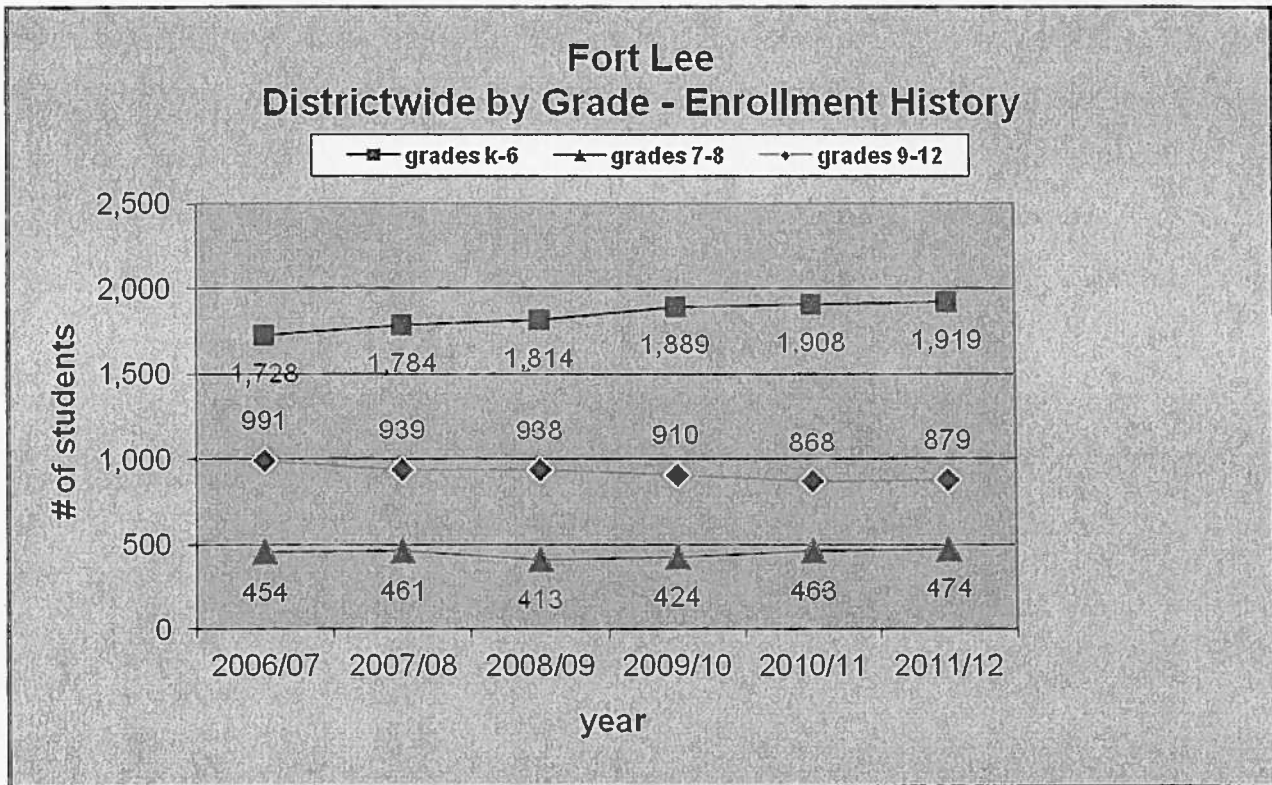
Table 3
Districtwide Enrollments – HISTORIC By Grade By Year
(3 Year Survival Ratio)

Grade	2006/07	2007/08	2008/09	2009/10	2010/11	2011/12
Kindergarten	254	260	263	313	273	303
First	282	274	273	279	319	269
Second	279	284	256	268	282	303
Third	245	274	258	259	266	281
Fourth	245	241	274	241	253	267
Fifth	222	240	255	271	249	247
Sixth	201	211	235	258	266	249
SubTotal K-6	1,728	1,784	1,814	1,889	1,908	1,919
Seventh	242	204	197	223	232	244
Eighth	212	257	216	201	231	230
SubTotal 7-8	454	461	413	424	463	474
Ninth	251	212	236	220	202	213
Tenth	242	259	220	238	213	210
Eleventh	234	229	247	212	244	214
Twelfth	264	239	235	240	209	242
SubTotal 9-12	991	939	938	910	868	879
TOTAL K-12	3,173	3,184	3,165	3,223	3,239	3,272
TIER II, III, IV	279	284	291	298	363	391
District Total	3,452	3,468	3,456	3,521	3,602	3,663

Note: Tier II, III, and IV enrollment categories are not included in the individual grade figures but are included as a separate line item above.



FORT LEE PUBLIC SCHOOLS



Note: Tier II, III, and IV enrollment categories are not included in the above figures.

**Figure 2
Districtwide Enrollments – HISTORIC By Grade By Year**



FORT LEE PUBLIC SCHOOLS

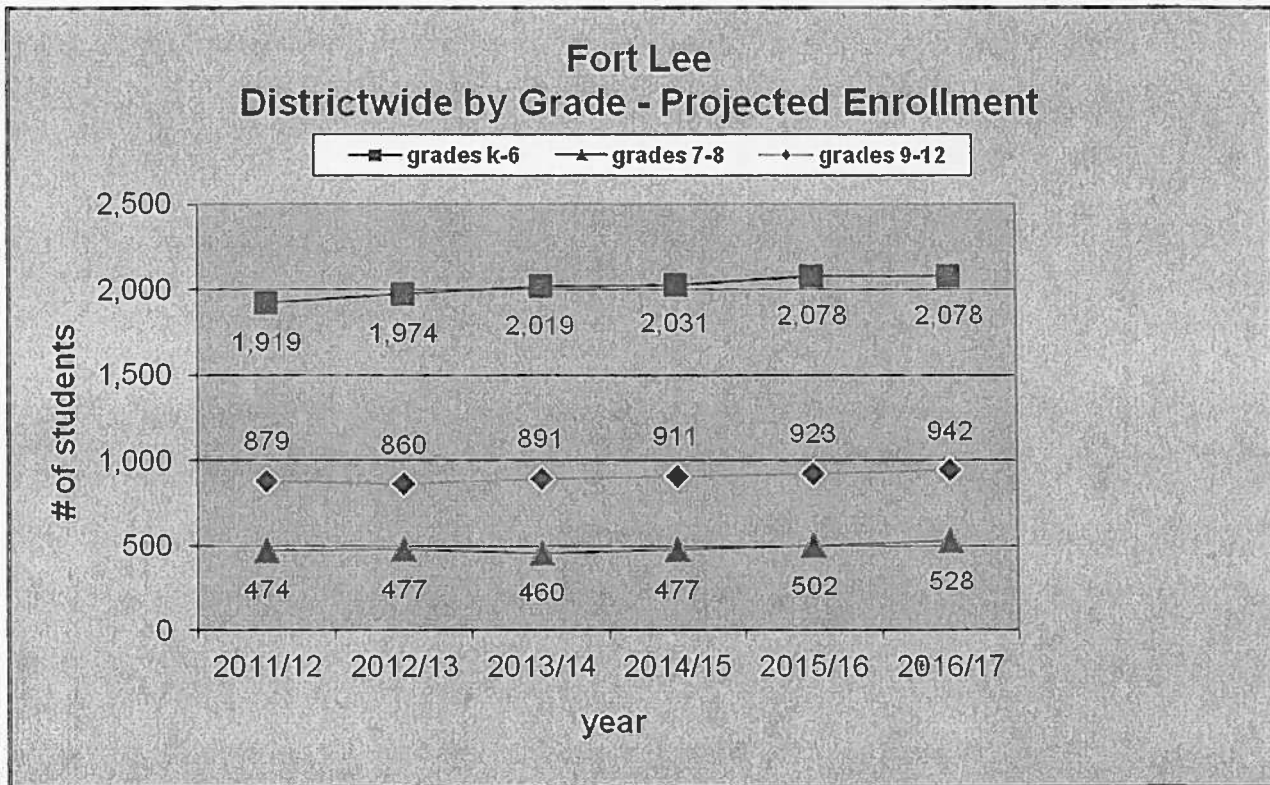
Table 4
Districtwide Enrollments – PROJECTED By Grade By Year

Grade	2011/12	2012/13	2013/14	2014/15	2015/16	2016/17
Kindergarten	303	311	299	285	329	303
First	269	310	318	306	291	336
Second	303	263	304	312	300	285
Third	281	303	263	304	312	300
Fourth	267	273	295	256	295	303
Fifth	247	267	273	295	256	295
Sixth	249	247	267	273	295	256
SubTotal K-6	1,919	1,974	2,019	2,031	2,078	2,078
Seventh	244	229	227	246	252	272
Eighth	230	248	233	231	250	256
SubTotal 7-8	474	477	460	477	502	528
Ninth	213	226	244	229	227	246
Tenth	210	214	227	245	229	227
Eleventh	214	210	214	227	244	229
Twelfth	242	210	206	210	223	240
SubTotal 9-12	879	860	891	911	923	942
TOTAL K-12	3,272	3,311	3,370	3,419	3,503	3,548
TIER II, III, IV	391	396	403	409	419	424
District Total	3,663	3,707	3,773	3,828	3,922	3,972

Note: Tier II, III, and IV enrollment categories are not included in the individual grade figures but are included as a separate line item above.



FORT LEE PUBLIC SCHOOLS



Note: Tier II, III, and IV enrollment categories are not included in the above figures.

**Figure 3
Districtwide Enrollments – PROJECTED By Grade By Year**



FORT LEE PUBLIC SCHOOLS

**Table 5
Districtwide Enrollments – HISTORIC By Building By Year**

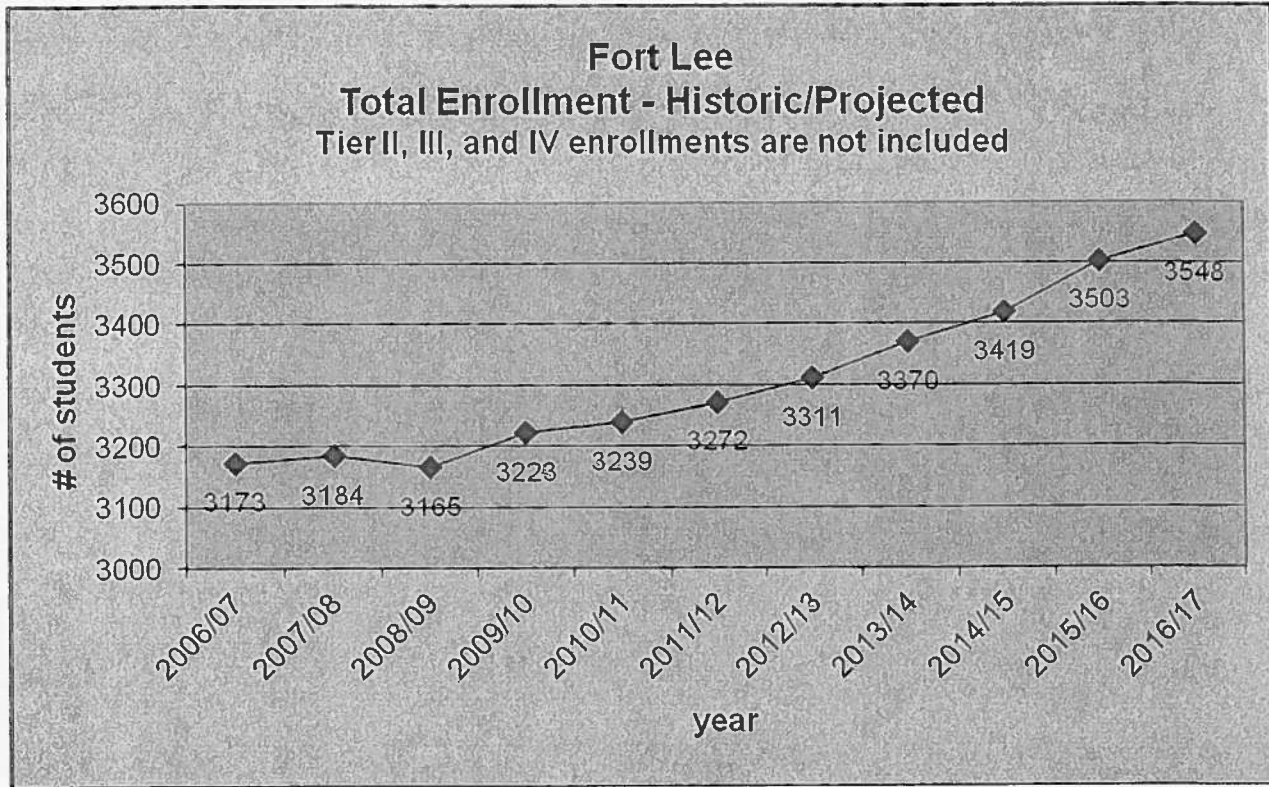
School	2007/08	2008/09	2009/10	2010/11	2011/12
School 1 Ele	479	493	514	543	548
School 2 Ele	379	383	398	378	376
School 3 Ele	468	468	473	481	507
School 4 Ele	458	470	504	506	488
Lewis Cole M	461	413	424	463	474
Fort Lee Hs	939	938	910	868	879
Tier II, III, IV	284	291	298	363	391
Total	3,468	3,456	3,521	3,602	3,663

**Table 6
Districtwide Enrollments – PROJECTED By Building By Year**

School	2011/12	2012/13	2013/14	2014/15	2015/16	2016/17
School 1 Elementary	548	553	560	560	567	563
School 2 Elementary	376	400	406	406	418	412
School 3 Elementary	507	534	559	577	607	623
School 4 Elementary	488	487	494	488	486	480
Lewis Cole MS	474	477	460	477	502	528
Fort Lee HS	879	860	891	911	923	942
Tier II, III, IV	391	396	403	409	419	424
Total	3,663	3,707	3,773	3,828	3,922	3,972



FORT LEE PUBLIC SCHOOLS



Note: Tier II, III, and IV enrollment categories are not included in the above figures.

Figure 4
K-12 Enrollments – HISTORIC / PROJECTED By Year



V. STUDY CONSIDERATIONS

1. Five Year vs. Three Year Enrollment Trend

Two sets of enrollment projections were prepared using a three-year enrollment history and a five-year enrollment history to compute the survival ratios. A ten-year live birth history was used for computing the birth to kindergarten survival ratio. The K-12 projections using the "five-year average" resulted in slightly higher enrollment projections compared with the three-year average. The "Three-Year History" was chosen for this study since it most likely represents the trend for the next several years.

2. District Projections through 2016/17

Using projections based upon a three-year enrollment history to calculate survival ratios the K-12 enrollment projections from years 2011/12 through 2016/17 indicate a steady increase during this period, with a enrollment of 3,548 students occurring in 2016/17, up 276 students from 2011/12.

The K-6 projected enrollments increase slightly from 1,919 in 2011/12 to 2,078 in 2016/17, representing an increase of 159 students over five years.

The 7th through 8th grade enrollment increases from years 2011/12 through 2016/17, with the exception of a 17 student decrease in 2013/14. An additional 54 students will be in grades 7 through 8 in the 2016/17 school year.

The 9th through 12th grade enrollment increases from 879 in 2011/12 to 942 in 2016/17, representing an increase of 63 students over five years.

3. Treatment of Special Education and Pre-K Students


Tier II, III and IV and Pre-K students are not included in the individual grade counts. The school capacities described in the Facility Evaluation Section, do not include rooms set aside for self-contained special education (SCSE) and Pre-K students.

4. Analysis of the Survival Ratios

The 3-year survival ratios were used in this study. The table below identifies the survival ratios calculated for each grade pair.

3-Year Survival Ratio for Each Grade Pair

Grade	Birth	K	1	2	3	4	5	6	7	8	9	10	11	12
SR	0.813	1.022	0.981	1.00	0.972	1.00	0.998	0.922	1.016	0.982	1.005	0.998	0.983	



Looking at the birth to kindergarten survival ratio (SR), approximately 81% of all children born in the Fort Lee area five years ago enter the Fort Lee Public Schools five years later – based on the 3-year SR.

Note that 102% of the Kindergarten progress to the first grade and then only 98% progress from first grade to second grade. From the third to the fourth grade the Fort Lee school system loses 3% of the students. There is an 8% decrease in the sixth to seventh grade, while the seventh to eighth grade increases slightly. Grade 8 to 9 decreases by 2% as does grade eleven to twelve.

5. Evaluation of Kindergarten Distribution

The total number of Kindergarten students are projected on a district-wide basis and distributed to each of the elementary schools on a percentage basis. The percentage is calculated using the number of first grade in each elementary school relative to the total number of first graders in the district.

6. Facility Evaluation

The chart below has been prepared by Applied Data Services, based on the NJDOE Existing Room Inventory (School Model) Report and provided by the District's Business Office in 2007. Each school is shown with the number of regular classrooms; the educational capacity (see notes) and the current enrollment. Note that the current enrollment exceeds the capacities, indicating a larger pupil teacher ratio and/or the use of other space in the building.


School	Grades	Classroom Counts		ESC* (# of Students)	
		Regular Classrooms	Spec. Ed. Classrooms	District Practices	Current Enrollments
School #1	K-6	25	1	499.50	636
School #2	K-6	20	2	415.80	428
School #3	K-6	22	1	441.00	533
School #4	K-6	22	0	432.00	516
Lewis Cole MS	7-8	13	3	438.35	555
Fort Lee HS	9-12	30	2	938.40	995

*Educational School Capacity

TOTALS 3,165 3,663

Notes: The capacities per building which include a room utilization rate of 90% for grades K-8 and 85% for grades 9-12 have been calculated based on the pupil/teacher ratios shown below and the use of regular classrooms and not special education rooms.

Pupil/Teacher Ratios: K = Max 21; Grades 1-3 = Max 21; Grades 4-5 = Max 23; Grades 6-8 = Max 23; Grades 9-12 = Max 24




FORT LEE PUBLIC SCHOOLS

Table 7
Enrollment Projection by School vs. Facility Utilization
(3-Year Survival Ratio)

SCHOOL	YEAR												EDU CAP* w/o SCSE
	2011/12		2012/13		2013/14		2014/15		2015/16		2016/17		
School #1	548	109.6%	553	110.6%	560	112.0%	560	112.0%	567	113.4%	563	112.6%	500
School #2	376	90.4%	400	96.2%	406	97.6%	406	97.6%	418	100.5%	412	99.0%	416
School #3	507	115.0%	534	121.1%	559	126.8%	577	130.8%	607	137.6%	623	141.3%	441
School #4	488	113.0%	487	112.7%	494	114.4%	488	113.0%	486	112.5%	480	111.1%	432
Middle School	474	108.2%	477	108.9%	460	105.0%	477	108.9%	502	114.6%	528	120.6%	438
High School	879	93.7%	860	91.7%	891	95.0%	911	97.1%	923	98.4%	942	100.4%	938
SUB TOTAL	3,272	103.4%	3,311	104.6%	3,370	106.5%	3,419	108%	3,503	110.7%	3,548	112.1%	3,165
TIER II, III, IV	391		396		403		409		419		424		
TOTAL	3,663		3707		3773		3828		3922		3972		

Notes:

1. Tier II, III, and IV enrollment categories are not included in the individual school figures but are included as a separate line item above.
2. Capacity calculations are described under Facility Evaluation Section. <Page 18>
3. *These capacities do not include rooms set aside for self contained special education students (SCSE) and do not include pre-school space requirements.



7. New Construction and Housing Turnovers

As described, the cohort survival projection methodology employs an “averaging” technique. Past enrollments are averaged by grade to calculate the survival ratio for each grade pair. These past enrollments take into account in-migration and out-migration, new construction, housing turnovers, mortality, etc.

New Construction

The “average” number of single-family and two-family dwellings constructed (and the resulting student yield to the public schools) as shown below, is factored into the projections.

The difference between this number of new single-family dwellings (permits issued) and the number of permits for the past three years is not significant, thus does not warrant adjustments to the projections.

Resale/Housing Turnover

All resales are required to be certified for smoke detection. These certificates should represent housing turnovers (condominiums included). The significant number of certificates indicates the turnovers are contributing to the slight increase in the projected enrollments.

Building Permits and Smoke Detector Certificates Issued in Fort Lee Borough


Year	*Building Permits		**Smoke Detector Certificates
	Single	Two	
2008	10	4 / 8	1,517
2009	7	3 / 6	1,599
2010	22	7 / 14	1,580
2011	<15>*	<7/14>*	1,504

*Source: U.S. Census Bureau, 2011 is estimated.

**Source: Fort Lee Fire Prevention

Impact of “Towers at Fort Lee & Hudson Lights at Fort Lee” (Area #5 Redevelopment)

The Area #5 Redevelopment site is comprised of two parcels (eastern and western) on which multiple-use units are being planned. The Towers at Fort Lee will be situated on the eastern parcel, located at 800 Park Avenue (north tower) and 100 Park Avenue (south tower). Currently, Park Avenue is known as Martha Washington Way. Hudson Lights at Fort Lee will be built on the western parcel, located at 2018-2038 Lemoine Avenue and 179 Main Street. Decker Development is in the process of submitting development plans for the Hudson Lights at Fort Lee complex. Since this information is not currently available to the public, an analysis of the impact of this property is not included in this report.



Adjustments to Enrollment Projections

It is anticipated that the permits will be approved by mid- 2013. The adjusted projected enrollments are based on one tower being completed by mid-2015 and the 2nd tower completed by 2016. As such, approximately half of the 71 total public school students expected will be enrolled in 2015/16 and the remainder in 2016/17. The adjusted enrollment projection results are shown in Table 8.

Based on the construction of the Towers of Fort Lee on the eastern parcel of the Area #5 Redevelopment site, and the analysis described below, there will be 71 students added to the 2015/16 and 2016/17 projected enrollments. This anticipates a 'ground breaking' and start of construction at the end of 2013 with a completion date of both tower by 2016.

It is assumed that half the units will be sold for the 2015/16 school year and the remaining sold for the 2016/17 school year. As such, half of the total number of the 71 students expected will be added to the 2015/16 enrollments and the other half to the 2016/17 enrollments. These adjustments were projected through 2016/17, using the survival cohort method described herein.



FORT LEE PUBLIC SCHOOLS

Table 8
Districtwide Enrollments – ADJUSTED PROJECTED By Grade By Year
(Adjusted for the Towers at For Lee and Hudson Lights)

Grade	2011/12	2012/13	2013/14	2014/15	2015/16	2016/17
Kindergarten	303	311	299	285	336	310
First	269	310	318	306	298	350
Second	303	263	304	312	307	399
Third	281	303	263	304	319	314
Fourth	267	273	295	256	302	317
Fifth	247	267	273	295	263	309
Sixth	249	247	267	273	302	270
SubTotal K-6	1,919	1,974	2,019	2,031	2,127	2,269
Seventh	244	229	227	246	256	285
Eighth	230	248	233	231	254	264
SubTotal 7-8	474	477	460	477	510	549
Ninth	213	226	244	229	231	254
Tenth	210	214	227	245	233	235
Eleventh	214	210	214	227	247	236
Twelfth	242	210	206	210	226	243
SubTotal 9-12	879	860	891	911	937	968
TOTAL K-12	3,272	3,311	3,370	3,419	3,574	3,786
TIER II, III, IV	391	396	403	409	419	424
District Total	3,663	3,707	3,773	3,828	3,993	4,210

Note: Tier II, III, and IV enrollment categories are not included in the individual grade figures but are included as a separate line item above.



The following analysis was conducted by Burgis Associates, Inc. on behalf of the Fort Lee Redevelopment Associates, LLC and is excerpted from their report originally dated December 14, 2011, subsequently updated on February 8, 2012. The aforementioned report was conducted to assess the impact of the upcoming Towers of Fort Lee.

Our survey data provides an accurate census of the number of residents in eight New Jersey multi-family developments. Each multi-family development surveyed includes a mix of studio, one-, two- and three-bedroom apartments, with the studio units and the three-bedroom units together accounting for 5.1 percent of the total units. The multi-family developments surveyed contain 1,953 dwelling units and 2,598 total residents, a ratio of 1.33 persons per dwelling unit. The survey details are provided on Table 3.

Table 3: Number of Persons per Unit – Survey of Existing Developments

Development	Location	# Units	# Residents	Units/ Persons
Highlands @ South Plainfield	South Plainfield	252	343	1:1.36
Highlands @ Westwood	Westwood	214	324	1:1.51
10 North Ridgewood Apts	South Orange	66	71	1:1.08
Portofino	Jersey City	283	385	1:1.36
Preakness Commons	Wayne	96	180	1:1.88
River Bend I	West New York	302	347	1:1.15
River Bend II&III	West New York	212	298	1:1.41
Village Bridge	Lindenwold	528	650	1:1.23
Total		1,953	2,598	1:1.33

Source: Burgis Associates, Inc. survey


Using the multiplier of 1.33 residents per unit for the proposed mixed-use redevelopment, the 902 residential units would generate 1,200 residents.

Alternatively, the survey data is converted into a per-bedroom multiplier. The available information on bedroom count indicated that the 1,953 surveyed units contained 2,957 bedrooms. With 2,598 total residents, there was an average of 0.88 persons per bedroom. Table 4 shows the bedroom breakdown of the surveyed units.

Table 4: Number of Persons per Bedroom – Survey of Existing Developments


Development	Studio	1 BR	2 BR	3 BR	Tot BR	# Res	Res/ BR
Highlands @ S. Plainfield	0	126	117	9	387	343	0.89
Highlands @ Westwood	0	95	119	0	333	324	0.97
10 North Ridgewood Apts	14	36	15	1	83	71	0.86
Portofino*	20	132	108	23	437	283	0.65
Preakness Commons	0	33	48	15	174	96	0.55
River Bend I*	0	163	139	0	441	347	0.79
River Bend II&III	0	77	118	17	364	298	0.82
Village Bridge	0	318	210	0	738	650	0.88
Total Bedrooms	34	980	1748	195	2,957	2,598	0.88

*High rise building. Source: Burgis Associates, Inc. survey



The residential component of the proposed development contains 1,232 bedrooms. Using the per bedroom multiplier of 0.88, the residential component can be expected to generate 1,084 residents. We note that approximately one-third of the residential units in the survey of existing developments are high-rise units. As shown in Table 4, the high-rise developments (Portofino and River Bend I) have per bedroom multipliers that are somewhat lower than the survey's 0.88 average (0.65 and 0.79 respectively).

Chart 3: Comparison of Methodology Results - Projected Number of Residents



Projected Public School Age Children. Public school age children estimates are projected based on a variety of sources, including a survey of similar high-rise developments in Fort Lee, a survey of 12 multi-family projects in New Jersey and reviewing CUPR multipliers projecting public school age children generated by various residential developments.

This office analyzed enrollment data as of December 2009 provided by the Fort Lee Board of Education regarding the number of public school age children residing in multi-family developments with more than 100 dwelling units and greater than five stories in height. Our findings indicate these multi-family developments contribute 719 public school age students from 6,646 units, a ratio of one public school student per nine dwelling units.

Our analysis of the Board of Education data reveals a distinct disparity in the rates of public school attendees based upon the number of stories in a building. Developments in the Borough at least 20 residential stories have a public school children ratio of 0.079, approximately one public school age child for every 12 dwelling units. This contrasts with shorter buildings whose ratio is one public school age child per seven dwelling units. Developments 20 stories or greater comprise 3,539 dwelling units counted in the Board of Education study, representing more than half of the total dwelling units surveyed.

It is notable that existing multi-family developments in the Borough have a higher percentage of two- and three-bedroom apartments than the proposed development will have. Since 550 of the 902 dwelling units are either studio or one-bedroom units and the building is greater than 20 stories, we expect the public school age child ratio to be much lower than one per nine units projected on the Board of Education enrollment data. However, even using the ratio of 0.079 public school age children per unit (one public school age child per 12 dwelling units), the development is conservatively projected to generate 71 public school age children.




Table 6: Number of Public School Age Children per Dwelling Unit - Multi-Family Developments Greater Than 20 Stories in Height

Name	# Units	# PSAC	PSAC/Unit
Horizon House (2 bldgs > 20 stories)	422	25	0.059
The Palisades	540	43	0.079
Atrium Palace	270	23	0.085
Hampshire House	204	14	0.068
River Ridge	245	14	0.057
Mediterranean Towers West	507	64	0.126
Pembroke at Fort Lee	192	5	0.026
Mediterranean Towers North	483	49	0.101
Mediterranean Towers South	483	26	0.053
Buckingham Tower Condos	193	16	0.083
Total Multi-Family Developments > 20 stories	3,539	279	0.079

PSAC: Public School Age Children Source: Fort Lee Board of Ed. & Borgis Associates, Inc. calculations.

The second source for our public school age child estimates involves a survey of rental developments in New Jersey, including studios, one-, two- and three-bedroom units. Most of the developments are low-rise residential apartments, although two are high-rise buildings similar to the proposed development. Three of the developments surveyed contain affordable housing units.


The following table identifies 12 New Jersey multi-family residential developments containing 3,465 dwelling units. Each development ranges in size from 66 to 527 units. The data for these units reveals that there are 218 public school-age children, a ratio of one school-age child per 16 dwellings, or 0.06 school-age children per dwelling unit. This 0.06 multiplier projects 54 public school age children in the proposed multi-family development.

Table 7: Number of Public School Age Children per Dwelling Unit - Existing Developments

Development	Location	# Units	# PSAC	PSAC/Unit
Highlands @ S. Plainfield	S. Plainfield	252	10	0.40
Highlands @ Westwood	Westwood	214	20	0.09
10 North Ridgewood Apts	South Orange	66	2	0.03
Portofino**	Jersey City	283	3	0.01
Preakness Commons*	Wayne	96	34	0.35
River Bend I**	W. New York	302	0	0.00
River Bend II&III	W. New York	212	2	0.01
Village Bridge	Lindenwold	528	30	0.06
Avalon Regency	Fort Lee	351	23	0.07
Powder Mill Village	Parsippany	356	35	0.10
Fair Lawn Commons	Fair Lawn	340	35	0.10
Mountain View Crossing	Wayne	465	24	0.05
Total		3,465	218	0.06

* Preakness Commons is a 100% low and moderate income housing development.

** High rise building. Source: Borgis Associates, Inc. survey



CUPR multipliers project that the proposed dwelling units would generate 46 public school age children, outlined on the following table:


Table 8: CUPR Multipliers for Projected Number of Public School Age Children – Proposed Developmen

	# Proposed Units	PSAC Estimate	
		PSAC Ratio	Estimated Number
Studio	42	0.037	1
1 BR	550	0.037	21
2 BR	290	0.078	22
3 BR	20	0.078	2
CUPR Total	902		46

Source: CUPR Residential Demographic Multipliers, November 2006.

The three studies cited project public school age population for the 902 residential units as follows:

Chart 5: Comparison of Methodology Results - Projected Public School Age Children



CUPR multipliers result in the low figure of 46 public school age children. Our office study has a slightly higher ratio of 54 public school age children for the multi-family dwelling units. We recognize that the more conservative approach is to use the December 2009 enrollment data provided by the Fort Lee Board of Education. Thus, for the purposes of this report, we will use the highest projections for the proposed development, i.e., 71 public school age children using Board of Education data.

We note that the projection provided is for public school age children. This figure does not include an additional number of children under five years of age who may reside on-site, nor does it include those school age children that do not attend the focal public school system.



8. Land Use Information

Land Area:	2.58 square miles
Population:	32,067
Housing Units Total:	16,847
Number of households:	15,236
Single-family dwellings:	2,387
Median value single-family dwelling:	\$283,000.00
Owner-occupied units:	8,904
Renter-occupied units:	6,332
Median rent:	\$1,001
Income Median:	\$46,395
Per capita:	\$31,758
Number of retail stores:	269+
Retail sales:	\$259,961,000.00

Source: Fort Lee Borough Official Website


9. Birth Data

The number of live births for Fort Lee from 2002 through 2011 used to project Kindergarten was obtained from the State of New Jersey, Department of Health and Senior Services. It was necessary to estimate the number of births for 2009 through 2011 (see notes below).

Geocoding or geographically coded data identifies each data item by zip code and/or house number and street name. This is done by computer and more accurately identifies those families living inside or outside a designated area, i.e. Fort Lee Borough. Many people list their mailing address as their residence when this may not be the case in many areas of New Jersey. The Center for Health Statistics, New Jersey Department of Health and Senior Services has found that geocoding data versus tabulation of birth statistics identified a 3.3% undercount difference in Fort Lee Borough.

Year	Births	
2002	380	
2003	412	
2004	353	
2005	358	
2006	383	
2007	382	
2008	367	
2009	350 *	(339 before adjustment)
2010	405 **	(319 before adjustment)
2011	374 ***	(220 before adjustment)

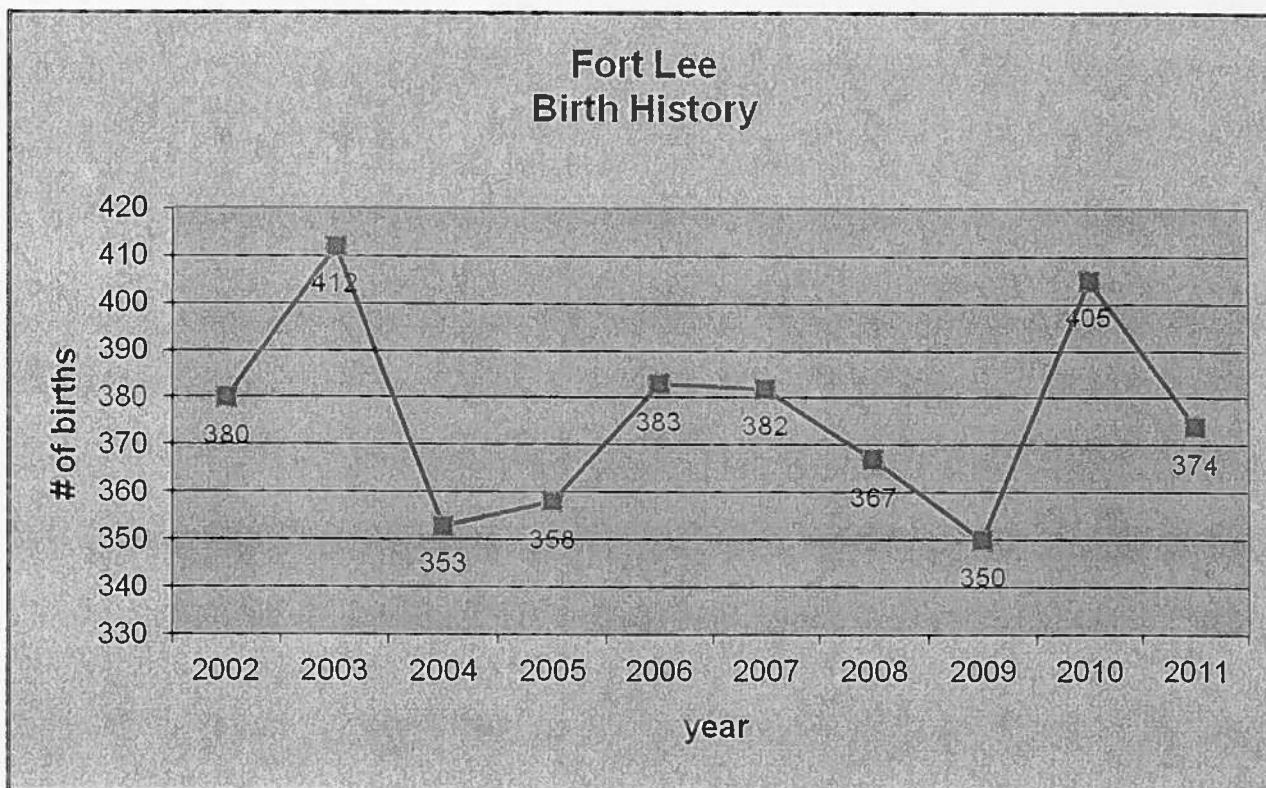
Source: Center for Health Statistics, New Jersey Department of Health and Senior Services



NOTES: * 2009-2010 is provisional and not geocoded. To allow for this, 3.3% was added to the provided data. (339 + 11 = 350)

** 2010 was provisional and was not geocoded. To allow for this, 3.3% was added to the provided data. Additionally, it did not have the NYC occurrence data included. Thus an average of the past 2 years of NYC Occurrences was also added. (319 + 11 + 75 = 405)

*** 2011 is the current year and as such is incomplete. To allow for this, the 2011 births were estimated by averaging the previous three years. (367 + 350 + 405 = 1,122 / 3 = 374)




Source: State of New Jersey, Department of Health and Senior Services

Figure 5
Birth History by Year



FORT LEE PUBLIC SCHOOLS

VI. PROJECTED ENROLLMENTS BY BUILDING BY YEAR BY GRADE



FORT LEE PUBLIC SCHOOLS

INDIVIDUAL SCHOOL PROJECTIONS BY SCHOOL AND YEAR

Number 1 Elementary – Projections


Grade	2011/12	2012/13	2013/14	2014/15	2015/16	2016/17
Kindergarten	81	83	80	76	88	81
First	80	83	85	82	78	90
Second	85	78	81	83	80	76
Third	81	85	78	81	83	80
Fourth	74	79	83	76	79	81
Fifth	71	74	79	83	76	79
Sixth	76	71	74	79	83	76
Total	548	553	560	560	567	563

Note: Tier II, III, and IV enrollment categories are not included in the above figures.

Number 2 Elementary – Projections

Grade	2011/12	2012/13	2013/14	2014/15	2015/16	2016/17
Kindergarten	60	62	59	56	65	60
First	56	61	63	60	57	66
Second	66	55	60	62	59	56
Third	53	66	55	60	62	59
Fourth	54	51	64	53	58	60
Fifth	51	54	51	64	53	58
Sixth	36	51	54	51	64	53
Total	376	400	406	406	418	412

Note: Tier II, III, and IV enrollment categories are not included in the above figures.



FORT LEE PUBLIC SCHOOLS

INDIVIDUAL SCHOOL PROJECTIONS BY SCHOOL AND YEAR

Number 3 Elementary – Projections

Grade	2011/12	2012/13	2013/14	2014/15	2015/16	2016/17
Kindergarten	91	93	90	86	99	91
First	81	93	95	92	88	101
Second	74	79	91	93	90	86
Third	68	74	79	91	93	90
Fourth	66	66	72	77	88	90
Fifth	63	66	66	72	77	88
Sixth	64	63	66	66	72	77
Total	507	534	559	577	607	623

Note: Tier II, III, and IV enrollment categories are not included in the above figures.

Number 4 Elementary – Projections

Grade	2011/12	2012/13	2013/14	2014/15	2015/16	2016/17
Kindergarten	71	73	70	67	77	71
First	52	73	75	72	68	79
Second	78	51	72	74	71	67
Third	79	78	51	72	74	71
Fourth	73	77	76	50	70	72
Fifth	62	73	77	76	50	70
Sixth	73	62	73	77	76	50
Total	488	487	494	488	486	480

Note: Tier II, III, and IV enrollment categories are not included in the above figures.



FORT LEE PUBLIC SCHOOLS
INDIVIDUAL SCHOOL PROJECTIONS
BY SCHOOL AND YEAR

Cole Middle School – Projections

Grade	2011/12	2012/13	2013/14	2014/15	2015/16	2016/17
Seventh	244	229	227	246	252	272
Eighth	230	248	233	231	250	256
Total	474	477	460	477	502	528

Note: Tier II, III, and IV enrollment categories are not included in the above figures.

Fort Lee High School – Projections

Grade	2011/12	2012/13	2013/14	2014/15	2015/16	2016/17
Ninth	213	226	244	229	227	246
Tenth	210	214	227	245	229	227
Eleventh	214	210	214	227	244	229
Twelfth	242	210	206	210	223	240
Total	879	860	891	911	923	942

Note: Tier II, III, and IV enrollment categories are not included in the above figures.



**AUTHORIZATION TO SUBMIT ROD GRANT/DEBT SERVICE APPLICATIONS
FOR FUTURE REFERENDUM PROJECT FOR DISTRICT SECURITY UPGRADE**

BE IT RESOLVED, that upon the recommendation of the Interim Superintendent of Schools, the Fort Lee Board of Education **authorizes SSP to prepare and submit ROD Grant/Debt Service Aid Applications** for the following future referendum projects:

- **For District Security Upgrade**

DATED: August 12, 2013

Motion by: Mr. Carmelo Luppino

Seconded by: Mrs. Esther Han Silver

Motion Passed

Motion Failed

ROLL CALL	AYES	NAYS	ABSENT	ABSTAINED
MRS. ESTHER HAN SILVER	X			
MR. CARMELO LUPPINO	X			
MRS. HOLLY MORELL	X			
MRS. CANDACE ROMBA	X			
MR. DAVID SARNOFF	X			
MR. PETER SUH	X			
MR. JOSEPH SURACE	X			
MS. HELEN YOON	X			
MR. YUSANG PARK	X			

COMMITTEE OF THE WHOLE

#1CW

RESOLUTION NO. 25712

**SUBMISSION OF SELF-ASSESSMENT FOR DETERMINING GRADES
UNDER THE ANTI-BULLYING BILL OF RIGHTS ACT**

BE IT RESOLVED, that upon the recommendation of the Interim Superintendent of Schools, the Fort Lee Board of Education approves the **Submission of Self-Assessment for Determining Grades Under the Anti-Bullying Bill of Rights (ABR) Act** for the Fort Lee School District to be sent to the New Jersey Department of Education, as per the attached.

DATED: August 12, 2013
Attachments

Motion by: Mr. Carmelo Luppino

Seconded by: Mrs. Candace Romba

Motion Passed

Motion Failed

ROLL CALL	AYES	NAYS	ABSENT	ABSTAINED
MRS. ESTHER HAN SILVER	X			
MR. CARMELO LUPPINO	X			
MRS. HOLLY MORELL	X			
MRS. CANDACE ROMBA	X			
MR. DAVID SARNOFF	X			
MR. PETER SUH	X			
MR. JOSEPH SURACE	X			
MS. HELEN YOON	X			
MR. YUSANG PARK	X			

[main page](#) | [sign out](#)[2013 Online School Assessment](#) | [print page](#)

New Jersey Department of Education School Self-Assessment for Determining Grades under the <i>Anti-Bullying Bill of Rights Act</i>	
District Name: FORT LEE BORO	
School Name: School No. 1	
Core Element #1: HIB Programs, Approaches or Other Initiatives (N.J.S.A. 18A:37-17a)	
<i>Indicators</i>	<i>Score (0-3)</i>
A. The school annually establishes HIB programs, approaches and initiatives.	2
B. The school annually implements and documents HIB programs, approaches or other initiatives.	2
C. The school annually assesses HIB programs, approaches or other initiatives.	1
D. The school's HIB programs, approaches or other initiatives are designed to create school-wide conditions to prevent and address HIB.	2
E. The school safety team (SST) has identified patterns of HIB and reviewed school climate and school policies for the prevention of HIB.	2
SUB-TOTAL (possible 15)	9
Core Element #2: Training on the BOE- approved HIB Policy (N.J.S.A. 18A:37-17b and c)	
<i>Indicators</i>	<i>Score (0-3)</i>
A. School employees, contracted service providers and volunteers are provided training on the HIB policy.	2
B. The HIB policy training includes instruction on preventing HIB on the basis of protected categories enumerated in the ABR and other distinguishing characteristics that may incite incidents of discrimination or HIB.	2
C. The HIB policy was discussed with students, in accordance with the district's process for these discussions.	1
SUB-TOTAL (possible 9)	5

Core Element #3: Other Staff Instruction and Training Programs (N.J.S.A. 18A:6-112, N.J.S.A. 18A:37-22d, N.J.S.A. 18A:37-26a, N.J.S.A. 18A:37-21d, N.J.S.A. 18A:26-8.2)

<i>Indicators</i>	<i>Score (0-3)</i>
A. Each teaching staff member completed at least 2 hours of instruction in suicide prevention that included information on HIB, in each five-year professional development period.	2
B. Each teaching staff member completed at least 2 hours of instruction on HIB prevention, in each five-year professional development period.	2
C. The school anti-bullying specialist (ABS) was given time during the usual school schedule to participate in in-service training in preparation to act as the ABS.	2
D. The members of the school safety team (SST) were provided with professional development in effective practices of successful school climate programs or approaches.	1
E. School leaders* have received information on the prevention of harassment, intimidation and bullying as part of their training on issues of school ethics, school law and school governance. **"School leaders" are school district staff members who hold positions that require the possession of a chief school administrator, principal or supervisor endorsement.	2
SUB-TOTAL (possible 15)	9

Core Element #4: Curriculum and Instruction on HIB and Related Information and Skills (N.J.S.A. 18A:37-29)

<i>Indicators</i>	<i>Score (0-3)</i>
A. The school provided ongoing, age-appropriate instruction on preventing HIB in accordance with the Core Curriculum Content Standards.	2
B. The school observed the "Week of Respect," during the week beginning with the first Monday in October of each year, recognizing the importance of character education by providing age-appropriate instruction focusing on HIB prevention.	3
SUB-TOTAL (possible 6)	5

Core Element #5: HIB Personnel (N.J.S.A. 18A:37-20a, N.J.S.A. 18A:37-20c, N.J.S.A. 18A:37-21a)

<i>Indicators</i>	<i>Score (0-3)</i>

A. The principal appointed a school anti-bullying specialist (ABS).	2
B. The ABS met at least two times per school year with the district anti-bullying coordinator (ABC). Enter the total number of meetings: 4.	2
C. The school safety team (SST) met at least two times per school year. Enter the total number of all SST meetings: 4.	2
SUB-TOTAL (possible 9)	6
Core Element #6: School-Level HIB Incident Reporting Procedure (N.J.S.A. 18A:37-15b(5), N.J.S.A. 18A: 37-15b(6)(a))	
<i>Indicators</i>	<i>Score (0-3)</i>
A. The school implemented the district's procedure for reporting HIB that includes all required elements.	2
B. The school implemented the district's procedure for reporting new information on a prior HIB report.	2
SUB-TOTAL (possible 6)	4
Core Element #7: HIB Investigation Procedure (N.J.S.A. 18A:37-15b(5) and (6)(a) and (b))	
<i>Indicators</i>	<i>Score (0-3)</i>
The school followed the BOE-approved policy on HIB investigation procedures, which provides for:	
A. Notification to parents of alleged offenders and alleged victims in each reported HIB incident.	3
B. Completion of the investigation within 10 school days of the written incident report.	2
C. Preparation of a written report on the findings of each HIB investigation.	2
D. Results of the investigation reported to the chief school administrator (CSA) within 2 school days of completion of the investigation.	2
SUB-TOTAL (possible 12)	9
Core Element #8: HIB Reporting (N.J.S.A. 18A:17-46)	
<i>Indicators</i>	<i>Score (0-3)</i>

A. The school has a procedure for ensuring that staff member reports (i.e., verbal and written) include the required information for all incidents of violence, vandalism and HIB.	2
SUB-TOTAL (possible 3)	2
TOTAL SCORE (possible 75)	49

[main page](#) | [sign out](#)[2013 Online School Assessment](#) | [print page](#)

New Jersey Department of Education School Self-Assessment for Determining Grades under the <i>Anti-Bullying Bill of Rights Act</i>	
District Name: FORT LEE BORO	
School Name: School No. 2	
Core Element #1: HIB Programs, Approaches or Other Initiatives (N.J.S.A. 18A:37-17a)	
<i>Indicators</i>	<i>Score (0-3)</i>
A. The school annually establishes HIB programs, approaches and initiatives.	2
B. The school annually implements and documents HIB programs, approaches or other initiatives.	2
C. The school annually assesses HIB programs, approaches or other initiatives.	2
D. The school's HIB programs, approaches or other initiatives are designed to create school-wide conditions to prevent and address HIB.	2
E. The school safety team (SST) has identified patterns of HIB and reviewed school climate and school policies for the prevention of HIB.	2
SUB-TOTAL (possible 15)	10
Core Element #2: Training on the BOE- approved HIB Policy (N.J.S.A. 18A:37-17b and c)	
<i>Indicators</i>	<i>Score (0-3)</i>
A. School employees, contracted service providers and volunteers are provided training on the HIB policy.	2
B. The HIB policy training includes instruction on preventing HIB on the basis of protected categories enumerated in the ABR and other distinguishing characteristics that may incite incidents of discrimination or HIB.	2
C. The HIB policy was discussed with students, in accordance with the district's process for these discussions.	2
SUB-TOTAL (possible 9)	6

Core Element #3: Other Staff Instruction and Training Programs (N.J.S.A. 18A:6-112, N.J.S.A. 18A:37-22d, N.J.S.A. 18A:37-26a, N.J.S.A. 18A:37-21d, N.J.S.A. 18A:26-8.2)	
<i>Indicators</i>	<i>Score (0-3)</i>
A. Each teaching staff member completed at least 2 hours of instruction in suicide prevention that included information on HIB, in each five-year professional development period.	2
B. Each teaching staff member completed at least 2 hours of instruction on HIB prevention, in each five-year professional development period.	2
C. The school anti-bullying specialist (ABS) was given time during the usual school schedule to participate in in-service training in preparation to act as the ABS.	2
D. The members of the school safety team (SST) were provided with professional development in effective practices of successful school climate programs or approaches.	1
E. School leaders* have received information on the prevention of harassment, intimidation and bullying as part of their training on issues of school ethics, school law and school governance. *”School leaders” are school district staff members who hold positions that require the possession of a chief school administrator, principal or supervisor endorsement.	2
SUB-TOTAL (possible 15)	9
Core Element #4: Curriculum and Instruction on HIB and Related Information and Skills (N.J.S.A. 18A:37-29)	
<i>Indicators</i>	<i>Score (0-3)</i>
A. The school provided ongoing, age-appropriate instruction on preventing HIB in accordance with the Core Curriculum Content Standards.	2
B. The school observed the “Week of Respect,” during the week beginning with the first Monday in October of each year, recognizing the importance of character education by providing age-appropriate instruction focusing on HIB prevention.	2
SUB-TOTAL (possible 6)	4
Core Element #5: HIB Personnel (N.J.S.A. 18A:37-20a, N.J.S.A. 18A:37-20c, N.J.S.A. 18A:37-21a)	
<i>Indicators</i>	<i>Score (0-3)</i>

A. The principal appointed a school anti-bullying specialist (ABS).	3
B. The ABS met at least two times per school year with the district anti-bullying coordinator (ABC). Enter the total number of meetings: 2.	2
C. The school safety team (SST) met at least two times per school year. Enter the total number of all SST meetings: 2.	2
SUB-TOTAL (possible 9)	7
Core Element #6: School-Level HIB Incident Reporting Procedure (N.J.S.A. 18A:37-15b(5), N.J.S.A. 18A: 37-15b(6)(a))	
<i>Indicators</i>	<i>Score (0-3)</i>
A. The school implemented the district's procedure for reporting HIB that includes all required elements.	2
B. The school implemented the district's procedure for reporting new information on a prior HIB report.	2
SUB-TOTAL (possible 6)	4
Core Element #7: HIB Investigation Procedure (N.J.S.A. 18A:37-15b(5) and (6)(a) and (b))	
<i>Indicators</i>	<i>Score (0-3)</i>
The school followed the BOE-approved policy on HIB investigation procedures, which provides for:	
A. Notification to parents of alleged offenders and alleged victims in each reported HIB incident.	3
B. Completion of the investigation within 10 school days of the written incident report.	3
C. Preparation of a written report on the findings of each HIB investigation.	2
D. Results of the investigation reported to the chief school administrator (CSA) within 2 school days of completion of the investigation.	2
SUB-TOTAL (possible 12)	10
Core Element #8: HIB Reporting (N.J.S.A. 18A:17-46)	
<i>Indicators</i>	<i>Score (0-3)</i>

A. The school has a procedure for ensuring that staff member reports (i.e., verbal and written) include the required information for all incidents of violence, vandalism and HIB.	2
SUB-TOTAL (possible 3)	2
TOTAL SCORE (possible 75)	52

[main page](#) | [sign out](#)[2013 Online School Assessment](#) | [print page](#)

New Jersey Department of Education School Self-Assessment for Determining Grades under the <i>Anti-Bullying Bill of Rights Act</i>	
District Name: FORT LEE BORO	
School Name: School No. 3	
Core Element #1: HIB Programs, Approaches or Other Initiatives (N.J.S.A. 18A:37-17a)	
<i>Indicators</i>	<i>Score (0-3)</i>
A. The school annually establishes HIB programs, approaches and initiatives.	2
B. The school annually implements and documents HIB programs, approaches or other initiatives.	2
C. The school annually assesses HIB programs, approaches or other initiatives.	2
D. The school's HIB programs, approaches or other initiatives are designed to create school-wide conditions to prevent and address HIB.	2
E. The school safety team (SST) has identified patterns of HIB and reviewed school climate and school policies for the prevention of HIB.	2
SUB-TOTAL (possible 15)	10
Core Element #2: Training on the BOE- approved HIB Policy (N.J.S.A. 18A:37-17b and c)	
<i>Indicators</i>	<i>Score (0-3)</i>
A. School employees, contracted service providers and volunteers are provided training on the HIB policy.	3
B. The HIB policy training includes instruction on preventing HIB on the basis of protected categories enumerated in the ABR and other distinguishing characteristics that may incite incidents of discrimination or HIB.	3
C. The HIB policy was discussed with students, in accordance with the district's process for these discussions.	3
SUB-TOTAL (possible 9)	9

Core Element #3: Other Staff Instruction and Training Programs (N.J.S.A. 18A:6-112, N.J.S.A. 18A:37-22d, N.J.S.A. 18A:37-26a, N.J.S.A. 18A:37-21d, N.J.S.A. 18A:26-8.2)

<i>Indicators</i>	<i>Score (0-3)</i>
A. Each teaching staff member completed at least 2 hours of instruction in suicide prevention that included information on HIB, in each five-year professional development period.	2
B. Each teaching staff member completed at least 2 hours of instruction on HIB prevention, in each five-year professional development period.	2
C. The school anti-bullying specialist (ABS) was given time during the usual school schedule to participate in in-service training in preparation to act as the ABS.	2
D. The members of the school safety team (SST) were provided with professional development in effective practices of successful school climate programs or approaches.	2
E. School leaders* have received information on the prevention of harassment, intimidation and bullying as part of their training on issues of school ethics, school law and school governance. *”School leaders” are school district staff members who hold positions that require the possession of a chief school administrator, principal or supervisor endorsement.	2
SUB-TOTAL (possible 15)	10

Core Element #4: Curriculum and Instruction on HIB and Related Information and Skills (N.J.S.A. 18A:37-29)

<i>Indicators</i>	<i>Score (0-3)</i>
A. The school provided ongoing, age-appropriate instruction on preventing HIB in accordance with the Core Curriculum Content Standards.	3
B. The school observed the “Week of Respect,” during the week beginning with the first Monday in October of each year, recognizing the importance of character education by providing age-appropriate instruction focusing on HIB prevention.	3
SUB-TOTAL (possible 6)	6

Core Element #5: HIB Personnel (N.J.S.A. 18A:37-20a, N.J.S.A. 18A:37-20c, N.J.S.A. 18A:37-21a)

<i>Indicators</i>	<i>Score (0-3)</i>

A. The principal appointed a school anti-bullying specialist (ABS).	3
B. The ABS met at least two times per school year with the district anti-bullying coordinator (ABC). Enter the total number of meetings: 2.	2
C. The school safety team (SST) met at least two times per school year. Enter the total number of all SST meetings: 2.	2
SUB-TOTAL (possible 9)	7
Core Element #6: School-Level HIB Incident Reporting Procedure (N.J.S.A. 18A:37-15b(5), N.J.S.A. 18A: 37-15b(6)(a))	
<i>Indicators</i>	<i>Score (0-3)</i>
A. The school implemented the district's procedure for reporting HIB that includes all required elements.	3
B. The school implemented the district's procedure for reporting new information on a prior HIB report.	3
SUB-TOTAL (possible 6)	6
Core Element #7: HIB Investigation Procedure (N.J.S.A. 18A:37-15b(5) and (6)(a) and (b))	
<i>Indicators</i>	<i>Score (0-3)</i>
The school followed the BOE-approved policy on HIB investigation procedures, which provides for:	
A. Notification to parents of alleged offenders and alleged victims in each reported HIB incident.	2
B. Completion of the investigation within 10 school days of the written incident report.	2
C. Preparation of a written report on the findings of each HIB investigation.	2
D. Results of the investigation reported to the chief school administrator (CSA) within 2 school days of completion of the investigation.	2
SUB-TOTAL (possible 12)	8
Core Element #8: HIB Reporting (N.J.S.A. 18A:17-46)	
<i>Indicators</i>	<i>Score (0-3)</i>

A. The school has a procedure for ensuring that staff member reports (i.e., verbal and written) include the required information for all incidents of violence, vandalism and HIB.	2
SUB-TOTAL (possible 3)	2
TOTAL SCORE (possible 75)	58

[main page](#) | [sign out](#)[2013 Online School Assessment](#) | [print page](#)

New Jersey Department of Education School Self-Assessment for Determining Grades under the <i>Anti-Bullying Bill of Rights Act</i>	
District Name: FORT LEE BORO	
School Name: School No. 4	
Core Element #1: HIB Programs, Approaches or Other Initiatives (N.J.S.A. 18A:37-17a)	
<i>Indicators</i>	<i>Score (0-3)</i>
A. The school annually establishes HIB programs, approaches and initiatives.	2
B. The school annually implements and documents HIB programs, approaches or other initiatives.	2
C. The school annually assesses HIB programs, approaches or other initiatives.	2
D. The school's HIB programs, approaches or other initiatives are designed to create school-wide conditions to prevent and address HIB.	2
E. The school safety team (SST) has identified patterns of HIB and reviewed school climate and school policies for the prevention of HIB.	2
SUB-TOTAL (possible 15)	10
Core Element #2: Training on the BOE- approved HIB Policy (N.J.S.A. 18A:37-17b and c)	
<i>Indicators</i>	<i>Score (0-3)</i>
A. School employees, contracted service providers and volunteers are provided training on the HIB policy.	3
B. The HIB policy training includes instruction on preventing HIB on the basis of protected categories enumerated in the ABR and other distinguishing characteristics that may incite incidents of discrimination or HIB.	3
C. The HIB policy was discussed with students, in accordance with the district's process for these discussions.	3
SUB-TOTAL (possible 9)	9

Core Element #3: Other Staff Instruction and Training Programs (N.J.S.A. 18A:6-112, N.J.S.A. 18A:37-22d, N.J.S.A. 18A:37-26a, N.J.S.A. 18A:37-21d, N.J.S.A. 18A:26-8.2)

<i>Indicators</i>	<i>Score (0-3)</i>
A. Each teaching staff member completed at least 2 hours of instruction in suicide prevention that included information on HIB, in each five-year professional development period.	2
B. Each teaching staff member completed at least 2 hours of instruction on HIB prevention, in each five-year professional development period.	2
C. The school anti-bullying specialist (ABS) was given time during the usual school schedule to participate in in-service training in preparation to act as the ABS.	2
D. The members of the school safety team (SST) were provided with professional development in effective practices of successful school climate programs or approaches.	1
E. School leaders* have received information on the prevention of harassment, intimidation and bullying as part of their training on issues of school ethics, school law and school governance. *”School leaders” are school district staff members who hold positions that require the possession of a chief school administrator, principal or supervisor endorsement.	2
SUB-TOTAL (possible 15)	9

Core Element #4: Curriculum and Instruction on HIB and Related Information and Skills (N.J.S.A. 18A:37-29)

<i>Indicators</i>	<i>Score (0-3)</i>
A. The school provided ongoing, age-appropriate instruction on preventing HIB in accordance with the Core Curriculum Content Standards.	3
B. The school observed the “Week of Respect,” during the week beginning with the first Monday in October of each year, recognizing the importance of character education by providing age-appropriate instruction focusing on HIB prevention.	3
SUB-TOTAL (possible 6)	6

Core Element #5: HIB Personnel (N.J.S.A. 18A:37-20a, N.J.S.A. 18A:37-20c, N.J.S.A. 18A:37-21a)

<i>Indicators</i>	<i>Score (0-3)</i>

A. The principal appointed a school anti-bullying specialist (ABS).	3
B. The ABS met at least two times per school year with the district anti-bullying coordinator (ABC). Enter the total number of meetings: 2.	2
C. The school safety team (SST) met at least two times per school year. Enter the total number of all SST meetings: 3.	2
SUB-TOTAL (possible 9)	7
Core Element #6: School-Level HIB Incident Reporting Procedure (N.J.S.A. 18A:37-15b(5), N.J.S.A. 18A: 37-15b(6)(a))	
<i>Indicators</i>	<i>Score (0-3)</i>
A. The school implemented the district's procedure for reporting HIB that includes all required elements.	3
B. The school implemented the district's procedure for reporting new information on a prior HIB report.	3
SUB-TOTAL (possible 6)	6
Core Element #7: HIB Investigation Procedure (N.J.S.A. 18A:37-15b(5) and (6)(a) and (b))	
<i>Indicators</i>	<i>Score (0-3)</i>
The school followed the BOE-approved policy on HIB investigation procedures, which provides for:	
A. Notification to parents of alleged offenders and alleged victims in each reported HIB incident.	3
B. Completion of the investigation within 10 school days of the written incident report.	2
C. Preparation of a written report on the findings of each HIB investigation.	2
D. Results of the investigation reported to the chief school administrator (CSA) within 2 school days of completion of the investigation.	2
SUB-TOTAL (possible 12)	9
Core Element #8: HIB Reporting (N.J.S.A. 18A:17-46)	
<i>Indicators</i>	<i>Score (0-3)</i>

A. The school has a procedure for ensuring that staff member reports (i.e., verbal and written) include the required information for all incidents of violence, vandalism and HIB.	2
SUB-TOTAL (possible 3)	2
TOTAL SCORE (possible 75)	58

[main page](#) | [sign out](#)[2013 Online School Assessment](#) | [print page](#)

New Jersey Department of Education School Self-Assessment for Determining Grades under the <i>Anti-Bullying Bill of Rights Act</i>	
District Name: FORT LEE BORO	
School Name: Lewis F. Cole Middle School	
Core Element #1: HIB Programs, Approaches or Other Initiatives (N.J.S.A. 18A:37-17a)	
<i>Indicators</i>	<i>Score (0-3)</i>
A. The school annually establishes HIB programs, approaches and initiatives.	2
B. The school annually implements and documents HIB programs, approaches or other initiatives.	2
C. The school annually assesses HIB programs, approaches or other initiatives.	2
D. The school's HIB programs, approaches or other initiatives are designed to create school-wide conditions to prevent and address HIB.	2
E. The school safety team (SST) has identified patterns of HIB and reviewed school climate and school policies for the prevention of HIB.	2
SUB-TOTAL (possible 15)	10
Core Element #2: Training on the BOE- approved HIB Policy (N.J.S.A. 18A:37-17b and c)	
<i>Indicators</i>	<i>Score (0-3)</i>
A. School employees, contracted service providers and volunteers are provided training on the HIB policy.	2
B. The HIB policy training includes instruction on preventing HIB on the basis of protected categories enumerated in the ABR and other distinguishing characteristics that may incite incidents of discrimination or HIB.	2
C. The HIB policy was discussed with students, in accordance with the district's process for these discussions.	2
SUB-TOTAL (possible 9)	6

Core Element #3: Other Staff Instruction and Training Programs (N.J.S.A. 18A:6-112, N.J.S.A. 18A:37-22d, N.J.S.A. 18A:37-26a, N.J.S.A. 18A:37-21d, N.J.S.A. 18A:26-8.2)	
<i>Indicators</i>	<i>Score (0-3)</i>
A. Each teaching staff member completed at least 2 hours of instruction in suicide prevention that included information on HIB, in each five-year professional development period.	2
B. Each teaching staff member completed at least 2 hours of instruction on HIB prevention, in each five-year professional development period.	2
C. The school anti-bullying specialist (ABS) was given time during the usual school schedule to participate in in-service training in preparation to act as the ABS.	2
D. The members of the school safety team (SST) were provided with professional development in effective practices of successful school climate programs or approaches.	2
E. School leaders* have received information on the prevention of harassment, intimidation and bullying as part of their training on issues of school ethics, school law and school governance. *“School leaders” are school district staff members who hold positions that require the possession of a chief school administrator, principal or supervisor endorsement.	2
SUB-TOTAL (possible 15)	10
Core Element #4: Curriculum and Instruction on HIB and Related Information and Skills (N.J.S.A. 18A:37-29)	
<i>Indicators</i>	<i>Score (0-3)</i>
A. The school provided ongoing, age-appropriate instruction on preventing HIB in accordance with the Core Curriculum Content Standards.	2
B. The school observed the “Week of Respect,” during the week beginning with the first Monday in October of each year, recognizing the importance of character education by providing age-appropriate instruction focusing on HIB prevention.	2
SUB-TOTAL (possible 6)	4
Core Element #5: HIB Personnel (N.J.S.A. 18A:37-20a, N.J.S.A. 18A:37-20c, N.J.S.A. 18A:37-21a)	
<i>Indicators</i>	<i>Score (0-3)</i>

A. The principal appointed a school anti-bullying specialist (ABS).	2
B. The ABS met at least two times per school year with the district anti-bullying coordinator (ABC). Enter the total number of meetings: 2.	2
C. The school safety team (SST) met at least two times per school year. Enter the total number of all SST meetings: 2.	2
SUB-TOTAL (possible 9)	6
Core Element #6: School-Level HIB Incident Reporting Procedure (N.J.S.A. 18A:37-15b(5), N.J.S.A. 18A: 37-15b(6)(a))	
<i>Indicators</i>	<i>Score (0-3)</i>
A. The school implemented the district's procedure for reporting HIB that includes all required elements.	2
B. The school implemented the district's procedure for reporting new information on a prior HIB report.	2
SUB-TOTAL (possible 6)	4
Core Element #7: HIB Investigation Procedure (N.J.S.A. 18A:37-15b(5) and (6)(a) and (b))	
<i>Indicators</i>	<i>Score (0-3)</i>
The school followed the BOE-approved policy on HIB investigation procedures, which provides for:	
A. Notification to parents of alleged offenders and alleged victims in each reported HIB incident.	2
B. Completion of the investigation within 10 school days of the written incident report.	2
C. Preparation of a written report on the findings of each HIB investigation.	2
D. Results of the investigation reported to the chief school administrator (CSA) within 2 school days of completion of the investigation.	2
SUB-TOTAL (possible 12)	8
Core Element #8: HIB Reporting (N.J.S.A. 18A:17-46)	
<i>Indicators</i>	<i>Score (0-3)</i>

A. The school has a procedure for ensuring that staff member reports (i.e., verbal and written) include the required information for all incidents of violence, vandalism and HIB.	2
SUB-TOTAL (possible 3)	2
TOTAL SCORE (possible 75)	50

[main page](#) | [sign out](#)[2013 Online School Assessment](#) | [print page](#)

New Jersey Department of Education School Self-Assessment for Determining Grades under the <i>Anti-Bullying Bill of Rights Act</i>	
District Name: FORT LEE BORO	
School Name: Fort Lee High School	
Core Element #1: HIB Programs, Approaches or Other Initiatives (N.J.S.A. 18A:37-17a)	
<i>Indicators</i>	<i>Score (0-3)</i>
A. The school annually establishes HIB programs, approaches and initiatives.	2
B. The school annually implements and documents HIB programs, approaches or other initiatives.	2
C. The school annually assesses HIB programs, approaches or other initiatives.	2
D. The school's HIB programs, approaches or other initiatives are designed to create school-wide conditions to prevent and address HIB.	2
E. The school safety team (SST) has identified patterns of HIB and reviewed school climate and school policies for the prevention of HIB.	2
SUB-TOTAL (possible 15)	10
Core Element #2: Training on the BOE- approved HIB Policy (N.J.S.A. 18A:37-17b and c)	
<i>Indicators</i>	<i>Score (0-3)</i>
A. School employees, contracted service providers and volunteers are provided training on the HIB policy.	2
B. The HIB policy training includes instruction on preventing HIB on the basis of protected categories enumerated in the ABR and other distinguishing characteristics that may incite incidents of discrimination or HIB.	2
C. The HIB policy was discussed with students, in accordance with the district's process for these discussions.	2
SUB-TOTAL (possible 9)	6

Core Element #3: Other Staff Instruction and Training Programs (N.J.S.A. 18A:6-112, N.J.S.A. 18A:37-22d, N.J.S.A. 18A:37-26a, N.J.S.A. 18A:37-21d, N.J.S.A. 18A:26-8.2)	
<i>Indicators</i>	<i>Score (0-3)</i>
A. Each teaching staff member completed at least 2 hours of instruction in suicide prevention that included information on HIB, in each five-year professional development period.	2
B. Each teaching staff member completed at least 2 hours of instruction on HIB prevention, in each five-year professional development period.	2
C. The school anti-bullying specialist (ABS) was given time during the usual school schedule to participate in in-service training in preparation to act as the ABS.	2
D. The members of the school safety team (SST) were provided with professional development in effective practices of successful school climate programs or approaches.	2
E. School leaders* have received information on the prevention of harassment, intimidation and bullying as part of their training on issues of school ethics, school law and school governance. **"School leaders" are school district staff members who hold positions that require the possession of a chief school administrator, principal or supervisor endorsement.	2
SUB-TOTAL (possible 15)	10
Core Element #4: Curriculum and Instruction on HIB and Related Information and Skills (N.J.S.A. 18A:37-29)	
<i>Indicators</i>	<i>Score (0-3)</i>
A. The school provided ongoing, age-appropriate instruction on preventing HIB in accordance with the Core Curriculum Content Standards.	2
B. The school observed the "Week of Respect," during the week beginning with the first Monday in October of each year, recognizing the importance of character education by providing age-appropriate instruction focusing on HIB prevention.	3
SUB-TOTAL (possible 6)	5
Core Element #5: HIB Personnel (N.J.S.A. 18A:37-20a, N.J.S.A. 18A:37-20c, N.J.S.A. 18A:37-21a)	
<i>Indicators</i>	<i>Score (0-3)</i>

A. The principal appointed a school anti-bullying specialist (ABS).	3
B. The ABS met at least two times per school year with the district anti-bullying coordinator (ABC). Enter the total number of meetings: 3.	3
C. The school safety team (SST) met at least two times per school year. Enter the total number of all SST meetings: 2.	2
SUB-TOTAL (possible 9)	8
Core Element #6: School-Level HIB Incident Reporting Procedure (N.J.S.A. 18A:37-15b(5), N.J.S.A. 18A: 37-15b(6)(a))	
<i>Indicators</i>	<i>Score (0-3)</i>
A. The school implemented the district's procedure for reporting HIB that includes all required elements.	2
B. The school implemented the district's procedure for reporting new information on a prior HIB report.	2
SUB-TOTAL (possible 6)	4
Core Element #7: HIB Investigation Procedure (N.J.S.A. 18A:37-15b(5) and (6)(a) and (b))	
<i>Indicators</i>	<i>Score (0-3)</i>
The school followed the BOE-approved policy on HIB investigation procedures, which provides for:	
A. Notification to parents of alleged offenders and alleged victims in each reported HIB incident.	2
B. Completion of the investigation within 10 school days of the written incident report.	2
C. Preparation of a written report on the findings of each HIB investigation.	2
D. Results of the investigation reported to the chief school administrator (CSA) within 2 school days of completion of the investigation.	2
SUB-TOTAL (possible 12)	8
Core Element #8: HIB Reporting (N.J.S.A. 18A:17-46)	
<i>Indicators</i>	<i>Score (0-3)</i>

A. The school has a procedure for ensuring that staff member reports (i.e., verbal and written) include the required information for all incidents of violence, vandalism and HIB.	2
SUB-TOTAL (possible 3)	2
TOTAL SCORE (possible 75)	53

CURRICULUM & INSTRUCTION COMMITTEE

#1CUR

RESOLUTION NO. 25713

APPROVAL OF CLASS TRIPS AT COST TO THE DISTRICT NOT TO EXCEED \$2,960.00

BE IT RESOLVED, that upon the recommendation of the Interim Superintendent of Schools, the Board of Education approves the **class trips** listed on the attached summary.

DATED: August 12, 2013
Attachment

Motion by: Mr. Carmelo Luppino

Seconded by: Mrs. Candace Romba

Motion Passed

Motion Failed

<u>ROLL CALL</u>	<u>AYES</u>	<u>NAYS</u>	<u>ABSENT</u>	<u>ABSTAINED</u>
MRS. ESTHER HAN SILVER	X			
MR. CARMELO LUPPINO	X			
MRS. HOLLY MORELL	X			
MRS. CANDACE ROMBA	X			
MR. DAVID SARNOFF	X			
MR. PETER SUH	X			
MR. JOSEPH SURACE	X			
MS. HELEN YOON	X			
MR. YUSANG PARK	X			

**CLASS TRIPS
BOARD AGENDA OF 8/12/13**

Teacher Name	District Location	Grade/Dept	Destination	City/State	Trip Date	Number of Pupils	Cost to District	Total Cost To Pupil	Notes
VanNortwick, R., Lembo, L., Villoslada, N.	S#1	K-4th Grade	Bowler City	Hackensack, NJ	9/13/2013 alternate date 9/20/2013	15	N/A	\$9.00	
Anderson, A., Brown, K., DeGraaf, A., Sanders, N., Sargenti, C.	S#4	6th Grade	Camp Bernie	Port Murray, NJ	10/2/2013	74	N/A	\$21.00	
Sussi, M.	FLECC	Pre-K	Demarest Farms	Hillsdale, NJ	9/19/2013	40	N/A	\$10.00	
Rosen, M.	HS	9th - 12th Grade	J.V. Debate Meets	Bergen County, NJ	10/22, 11/2, 12/17/2013, 1/28, 2/5, 2/27, 3/11, 4/2/2014	20	\$195.00 per meet Total: \$1,560.00		funded by Transp. Acct.
Rosen, M.	HS	9th - 12th Grade	Varsity Debate Meets	Bergen County, NJ	10/17, 10/29, 12/10/2013, 1/10, 2/11, 2/28, 3/12/2014	20	\$200.00 per meet Total: \$1,400.00		funded by Transp. Acct.
TOTAL								\$2,960.00	

**DATE ADJUSTMENT FOR DOCTORAL RESEARCH PROJECT
AT FORT LEE HIGH SCHOOL FROM FALL 2013 TO SPRING 2014**

BE IT RESOLVED, that upon the recommendation of the Interim Superintendent of Schools, the Fort Lee Board of Education approves the date adjustment for **Debra Fein, a doctoral student of the University of Phoenix, to do a Doctoral Research Project at Fort Lee High School from Fall 2013** (previously approved on Resolution No. 25624 dated June 26, 2013) **to Spring 2014.**

DATED: August 12, 2013

Motion by: Mr. Carmelo Luppino

Seconded by: Mrs. Candace Romba

Motion Passed

Motion Failed

ROLL CALL	AYES	NAYS	ABSENT	ABSTAINED
MRS. ESTHER HAN SILVER	X			
MR. CARMELO LUPPINO	X			
MRS. HOLLY MORELL	X			
MRS. CANDACE ROMBA	X			
MR. DAVID SARNOFF	X			
MR. PETER SUH	X			
MR. JOSEPH SURACE	X			
MS. HELEN YOON	X			
MR. YUSANG PARK	X			

FINANCE COMMITTEE

#1F

RESOLUTION NO. 25715

APPROVAL - CURRENT BILLS LIST TOTALING \$2,099,503.67

BE IT RESOLVED, that upon the recommendation of the Interim Superintendent of Schools, the Board of Education approves the payment of the claims on the **current bills list** in the amount of **\$2,099,503.67** for August 2013 (computer checks) and July 2013 (manuals/wires).

DATED: August 12, 2013
Attachment

Motion by: Mr. Joseph Surace

Seconded by: Mr. Peter Suh

Motion Passed

Motion Failed

<u>ROLL CALL</u>	<u>AYES</u>	<u>NAYS</u>	<u>ABSENT</u>	<u>ABSTAINED</u>
MRS. ESTHER HAN SILVER	X			
MR. CARMELO LUPPINO	X			
MRS. HOLLY MORELL	X			
MRS. CANDACE ROMBA	X			
MR. DAVID SARNOFF	X			
MR. PETER SUH	X			
MR. JOSEPH SURACE	X			
MS. HELEN YOON	X			
MR. YUSANG PARK	X			

AUG 2013 COMPUTER CHECKS & JULY 13 MANUALS
MEETING DATE: 8/12/13

PAYROLL

<u>PAY DATE</u>	<u>CK #</u>	<u>AMOUNT</u>
7/3/2013	9070313	\$ 200,028.45 WIRE TRANSFER
7/18/2013	9071813	\$ 385,876.12 WIRE TRANSFER
		\$ 44,386.51 FICA STATE/BOARD WIRE
TOTAL PAYROLL		\$ 630,291.08
TOTAL AGENCY MANUAL CHECKS		\$ 486,608.33
MANUALS		\$ 833.00
ELECTRONIC TRANSFERS		\$ 643,172.23
SUB TOTALS MANUALS		\$ 1,760,904.64
TOTAL COMPUTER AGENCY CHECKS		\$ 36,493.10
TOTAL COMPUTER CHECKS		\$ 302,105.93
TOTAL COMPUTER ATHLETIC CHECKS		\$ -
TOTAL VOIDS		\$ -
GRAND TOTAL		\$ 2,099,503.67

Fort Lee Board of Education

Check Register By Check Number

JULY 2013-MANUALS

Check #	PO #	Invoice Number	Account Number	Vendor No./ Name	Batch	Check Amount	Check Description	Check Date	Check Type
POSTED CHECKS									
Hand Checks									
1002	1314-0023		11-000-270-800-10-000	7736/NJ DIVISION OF MOTOR VEHICLE	50	191.50	BUS REGISTRATION	07/01/2013	H
1003	1314-0022		11-000-270-800-10-000	7736/NJ DIVISION OF MOTOR VEHICLE	50	191.50	BUS REGISTRATION	07/01/2013	H
1004	1213-2030	MAY 13 REPLACMENT	P1-000-216-320-60-000	8561/ASHLEY AMY	50	450.00.		07/29/2013	H
*	999999	1314-0096	11-000-291-270-10-259	7834/NJ STATE HEALTH BENEFITS PROGRAM	50	640,361.94	ACTIVE EMPLOYER-JULY13	07/10/2013	H
		1314-0096	11-000-291-270-10-259	7834/NJ STATE HEALTH BENEFITS PROGRAM	50	2,810.29	RETIRED EMPLOYER-JULY13	07/10/2013	H
Total For Check Number 999999						\$643,172.23			
*	9070313	Non A/P Chk	DB10-141- , CR10-101-	1775/FORT LEE PAYROLL	0	5,941.24	STATE FICA-7/3/13	07/03/2013	H
		PRL1314	11-000-211-100-00-000	1775/FORT LEE PAYROLL	75	1,902.46	SAL ATTEND OFFICE	07/03/2013	H
		PRL1314	11-000-218-105-00-000	1775/FORT LEE PAYROLL	75	3,812.61	SAL GUIDANCE-SEC	07/03/2013	H
		PRL1314	11-000-219-105-00-000	1775/FORT LEE PAYROLL	75	4,226.07	SAL CST SEC	07/03/2013	H
		PRL1314	11-000-221-102-00-000	1775/FORT LEE PAYROLL	75	11,871.33	SAL. SUPERVISORS	07/03/2013	H
		PRL1314	11-000-222-177-00-000	1775/FORT LEE PAYROLL	75	6,752.29	SAL TECH COOR	07/03/2013	H
		PRL1314	11-000-230-100-00-000	1775/FORT LEE PAYROLL	75	5,479.30	SAL-GENERAL ADMIN	07/03/2013	H
		PRL1314	11-000-230-100-00-100	1775/FORT LEE PAYROLL	75	4,531.42	SAL SEC-SUPT OFFICE	07/03/2013	H
		PRL1314	11-000-230-110-00-710	1775/FORT LEE PAYROLL	75	293.30	SAL TREASURER	07/03/2013	H
		PRL1314	11-000-240-103-00-000	1775/FORT LEE PAYROLL	75	46,944.15	SAL PRINCIPALS/ASST PRIN	07/03/2013	H
		PRL1314	11-000-240-104-00-000	1775/FORT LEE PAYROLL	75	9,936.33	SAL-OTHER PROF STAFF	07/03/2013	H
		PRL1314	11-000-240-105-00-000	1775/FORT LEE PAYROLL	75	12,889.99	SAL-SECRETARY	07/03/2013	H
		PRL1314	11-000-251-100-00-000	1775/FORT LEE PAYROLL	75	17,647.98	SAL-BUSINESS OFFICE	07/03/2013	H
		PRL1314	11-000-251-100-00-100	1775/FORT LEE PAYROLL	75	2,047.73	SAL-BUS OFF- SEC	07/03/2013	H
		PRL1314	11-000-252-100-00-000	1775/FORT LEE PAYROLL	75	2,115.38	SAL-TECHNOLOGY	07/03/2013	H
		PRL1314	11-000-261-100-00-010	1775/FORT LEE PAYROLL	75	772.12	SAL MAINT-SCH 1	07/03/2013	H
		PRL1314	11-000-261-100-00-020	1775/FORT LEE PAYROLL	75	661.82	SAL MAINT-SCH 2	07/03/2013	H
		PRL1314	11-000-261-100-00-030	1775/FORT LEE PAYROLL	75	551.52	SAL MAINT-SCH 3	07/03/2013	H
		PRL1314	11-000-261-100-00-040	1775/FORT LEE PAYROLL	75	661.82	SAL MAINT-SCH 4	07/03/2013	H
		PRL1314	11-000-261-100-00-060	1775/FORT LEE PAYROLL	75	882.42	SAL MAINT-MS	07/03/2013	H
		PRL1314	11-000-261-100-00-070	1775/FORT LEE PAYROLL	75	1,985.45	SAL MAINT-HS	07/03/2013	H
		PRL1314	11-000-262-100-00-000	1775/FORT LEE PAYROLL	75	39,755.72	SAL B&G	07/03/2013	H
		PRL1314	11-000-262-100-00-100	1775/FORT LEE PAYROLL	75	2,168.15	SAL SECRETARIAL-B&G	07/03/2013	H

Fort Lee Board of Education

Check Register By Check Number

JULY 2013-MANUALS

Check #	PO #	Invoice Number	Account Number	Vendor No./ Name	Batch	Check Amount	Check Description	Check Date	Check Type
POSTED CHECKS									
9070313	PRL1314		11-000-270-161-00-000	1775/FORT LEE PAYROLL	75	2,472.96	SAL PUPIL TRANSP-SPED	07/03/2013	H
	1314-0714		11-000-291-220-10-000	1775/FORT LEE PAYROLL	0	9,142.08	SOCIAL SECURITY 7/3/13	07/03/2013	H
	PRL1314		11-999-999-999-99-99	1775/FORT LEE PAYROLL	75	19,666.13	ACCRUED PAYROLL/NET ADJ	07/03/2013	H
Total For Check Number 9070313						\$215,111.77			
* 9071813	Non A/P Chk		DB10-141- , CR10-101-	1775/FORT LEE PAYROLL	0	5,941.24	STATE FICA-7/18/13	07/18/2013	H
	PRL1314		11-000-211-100-00-000	1775/FORT LEE PAYROLL	76	2,631.32	SAL ATTEND OFFICE	07/18/2013	H
	PRL1314		11-000-213-100-00-000	1775/FORT LEE PAYROLL	76	1,549.76	SAL NURSES	07/18/2013	H
	PRL1314		11-000-216-100-00-000	1775/FORT LEE PAYROLL	76	11,978.35	SAL SPEECH/OTPT/REL SVC	07/18/2013	H
	PRL1314		11-000-217-100-00-000	1775/FORT LEE PAYROLL	76	6,461.00	SAL-ONE TO ONE AIDE	07/18/2013	H
	PRL1314		11-000-218-104-00-000	1775/FORT LEE PAYROLL	76	2,432.83	SAL. GUIDANCE	07/18/2013	H
	PRL1314		11-000-218-105-00-000	1775/FORT LEE PAYROLL	76	3,812.61	SAL GUIDANCE-SEC	07/18/2013	H
	PRL1314		11-000-219-104-00-000	1775/FORT LEE PAYROLL	76	14,562.00	SAL C.S.T.	07/18/2013	H
	PRL1314		11-000-219-105-00-000	1775/FORT LEE PAYROLL	76	5,251.05	SAL CST SEC	07/18/2013	H
	PRL1314		11-000-221-102-00-000	1775/FORT LEE PAYROLL	76	11,871.33	SAL. SUPERVISORS	07/18/2013	H
	PRL1314		11-000-221-104-00-000	1775/FORT LEE PAYROLL	76	1,964.00	SAL-OTHER PROF	07/18/2013	H
	PRL1314		11-000-222-177-00-000	1775/FORT LEE PAYROLL	76	6,752.29	SAL TECH COOR	07/18/2013	H
	PRL1314		11-000-230-100-00-000	1775/FORT LEE PAYROLL	76	5,547.35	SAL-GENERAL ADMIN	07/18/2013	H
	PRL1314		11-000-230-100-00-100	1775/FORT LEE PAYROLL	76	4,531.42	SAL SEC-SUPT OFFICE	07/18/2013	H
	PRL1314		11-000-230-100-00-200	1775/FORT LEE PAYROLL	76	229.50	SAL SUBS-SUPT OFFICE	07/18/2013	H
	PRL1314		11-000-230-110-00-710	1775/FORT LEE PAYROLL	76	293.30	SAL TREASURER	07/18/2013	H
	PRL1314		11-000-240-103-00-000	1775/FORT LEE PAYROLL	76	46,944.15	SAL PRINCIPALS/ASST PRIN	07/18/2013	H
	PRL1314		11-000-240-104-00-000	1775/FORT LEE PAYROLL	76	9,936.33	SAL-OTHER PROF STAFF	07/18/2013	H
	PRL1314		11-000-240-105-00-000	1775/FORT LEE PAYROLL	76	13,842.49	SAL-SECRETARY	07/18/2013	H
	PRL1314		11-000-251-100-00-000	1775/FORT LEE PAYROLL	76	20,797.98	SAL-BUSINESS OFFICE	07/18/2013	H
	PRL1314		11-000-251-100-00-100	1775/FORT LEE PAYROLL	76	2,047.73	SAL-BUS OFF- SEC	07/18/2013	H
	PRL1314		11-000-252-100-00-000	1775/FORT LEE PAYROLL	76	2,115.38	SAL-TECHNOLOGY	07/18/2013	H
	PRL1314		11-000-261-100-00-010	1775/FORT LEE PAYROLL	76	772.12	SAL MAINT-SCH 1	07/18/2013	H
	PRL1314		11-000-261-100-00-020	1775/FORT LEE PAYROLL	76	661.82	SAL MAINT-SCH 2	07/18/2013	H
	PRL1314		11-000-261-100-00-030	1775/FORT LEE PAYROLL	76	551.52	SAL MAINT-SCH 3	07/18/2013	H
	PRL1314		11-000-261-100-00-040	1775/FORT LEE PAYROLL	76	661.82	SAL MAINT-SCH 4	07/18/2013	H
	PRL1314		11-000-261-100-00-060	1775/FORT LEE PAYROLL	76	882.42	SAL MAINT-MS	07/18/2013	H
	PRL1314		11-000-261-100-00-070	1775/FORT LEE PAYROLL	76	1,985.45	SAL MAINT-HS	07/18/2013	H
	PRL1314		11-000-261-110-00-090	1775/FORT LEE PAYROLL	76	618.30	SAL MAINT OT	07/18/2013	H
	PRL1314		11-000-262-100-00-000	1775/FORT LEE PAYROLL	76	39,755.72	SAL B&G	07/18/2013	H
	PRL1314		11-000-262-100-00-093	1775/FORT LEE PAYROLL	76	1,100.00	SAL CUST P/T & SUMMER	07/18/2013	H
	PRL1314		11-000-262-100-00-100	1775/FORT LEE PAYROLL	76	2,168.15	SAL SECRETARIAL-B&G	07/18/2013	H
	PRL1314		11-000-262-110-00-086	1775/FORT LEE PAYROLL	76	469.11	SAL COURIER	07/18/2013	H

Fort Lee Board of Education

Check Register By Check Number

JULY 2013-MANUALS

Check #	PO #	Invoice Number	Account Number	Vendor No./ Name	Batch	Check Amount	Check Description	Check Date	Check Type
POSTED CHECKS									
9071813	PRL1314		11-000-270-161-00-000	1775/FORT LEE PAYROLL	76	4,983.96	SAL PUPIL TRANSP-SPED	07/18/2013	H
	PRL1314		11-000-270-161-00-081	1775/FORT LEE PAYROLL	76	693.70	SAL SUBS PUPIL TRANS(BET	07/18/2013	H
	1314-0714		11-000-291-220-10-000	1775/FORT LEE PAYROLL	0	23,361.95	SOCIAL SECURITY 7/18/13	07/18/2013	H
	PRL1314		11-204-100-101-00-000	1775/FORT LEE PAYROLL	76	31,479.50	SAL-LLD	07/18/2013	H
	PRL1314		11-204-100-106-00-000	1775/FORT LEE PAYROLL	76	12,425.00	SAL-LLD AIDES	07/18/2013	H
	PRL1314		11-214-100-101-00-000	1775/FORT LEE PAYROLL	76	11,865.35	AUTISITIC - SAL OF TEACH	07/18/2013	H
	PRL1314		11-214-100-106-00-000	1775/FORT LEE PAYROLL	76	5,971.50	AUTISTIC - SAL OF AIDES	07/18/2013	H
	PRL1314		11-216-100-101-00-000	1775/FORT LEE PAYROLL	76	2,421.50	SAL-PRESCHOOL FT	07/18/2013	H
	PRL1314		11-216-100-106-00-000	1775/FORT LEE PAYROLL	76	2,662.50	SAL-PRESCHOOL AIDE	07/18/2013	H
	PRL1314		11-999-999-999-99-99	1775/FORT LEE PAYROLL	76	87,782.01	ACCRUED PAYROLL/NET ADJ	07/18/2013	H
	PRL1314		60-990-320-110-10-476	1775/FORT LEE PAYROLL	76	412.50	LATCHKEY SALARIES	07/18/2013	H
Total For Check Number 9071813						\$415,179.31			
* 907032013	Non A/P Chk		DB90-471-70, CR90-101-	8256/PARAGON CREDIT UNION	57	2,375.00	CREDIT UNION - PR:7/3/13	07/03/2013	H
* 907052014	Non A/P Chk		DB90-471-90, CR90-101-	8266/FEDERAL TAX PAYMENT	57	27,639.14	FEDL TAX- PR: 7/5/13	07/05/2013	H
907052015	Non A/P Chk		DB90-471-90, CR90-101-	8266/FEDERAL TAX PAYMENT	57	460.00	EXTRA FEDL AMT- PR: 7/5/13	07/05/2013	H
907052016	Non A/P Chk		DB90-471-91, CR90-101-	8266/FEDERAL TAX PAYMENT	57	12,224.39	FICA -PR: 7/5/13	07/05/2013	H
907052017	Non A/P Chk		DB90-471-91, CR90-101-	8266/FEDERAL TAX PAYMENT	57	2,858.91	MEDI- PR: 7/5/13	07/05/2013	H
907052018	Non A/P Chk		DB90-471-93, CR90-101-	8251/STATE OF NJ	57	3,405.11	NJ STATE A- PR: 7/5/13	07/05/2013	H
907052019	Non A/P Chk		DB90-471-93, CR90-101-	8251/STATE OF NJ	57	3,361.74	NJ STATE B-PR:7/5/13	07/05/2013	H
907052020	Non A/P Chk		DB90-471-93, CR90-101-	8251/STATE OF NJ	57	605.85	NJ STATE E-PR: 7/5/13	07/05/2013	H
907052021	Non A/P Chk		DB90-471-93, CR90-101-	8251/STATE OF NJ	57	275.00	NJ STATE EXTRA-PR: 7/5/13	07/05/2013	H
* 907052090	Non A/P Chk		DB90-471-95, CR90-101-	1775/FORT LEE PAYROLL	57	5,941.24	STATE SH FICA-PR: 7/5/13	07/05/2013	H
907052091	Non A/P Chk		DB90-471-94, CR90-101-	1775/FORT LEE PAYROLL	57	9,142.08	BD SHARE PR: 7/5/13	07/05/2013	H
* 907102013	Non A/P Chk		DB90-471-08, CR90-101-	2962/PUBLIC EMPLOYEES RETIREMENT SY	58	30,551.08	JUNE'13 PYMT	07/10/2013	H
	Non A/P Chk		DB90-471-12, CR90-101-	2962/PUBLIC EMPLOYEES RETIREMENT SY	58	1,740.02	JUNE'13 PYMT	07/10/2013	H
	Non A/P Chk		DB90-471-10, CR90-101-	2962/PUBLIC EMPLOYEES RETIREMENT SY	58	7,311.69	JUN'13 PYMT	07/10/2013	H
	Non A/P Chk		DB90-471-09, CR90-101-	2962/PUBLIC EMPLOYEES RETIREMENT SY	58	2,312.82	JUNE'13 PYMT	07/10/2013	H
	Non A/P Chk		DB90-471-14, CR90-101-	2962/PUBLIC EMPLOYEES RETIREMENT SY	58	252.41	JUN'13 PYMT	07/10/2013	H
	Non A/P Chk		DB90-471-20, CR90-101-	2962/PUBLIC EMPLOYEES RETIREMENT SY	58	35.00	JUNE 2013 PYMT	07/10/2013	H
Total For Check Number 907102013						\$42,203.02			
907182013	Non A/P Chk		DB90-471-01, CR90-101-	3754/TEACHERS PENSION &	58	175,461.41	JUNE'13 PYMT	07/18/2013	H

Fort Lee Board of Education

Check Register By Check Number

JULY 2013-MANUALS

Check #	PO #	Invoice Number	Account Number	Vendor No./ Name	Batch	Check Amount	Check Description	Check Date	Check Type
POSTED CHECKS									
907182013				ANNUITY					
907182013	Non A/P Chk		DB90-471-03, CR90-101-	3754/TEACHERS PENSION & ANNUITY	58	22,986.22	JUNE'13 PYMT	07/18/2013	H
	Non A/P Chk		DB90-471-05, CR90-101-	3754/TEACHERS PENSION & ANNUITY	58	4,804.81	JUN'13 PYMT	07/18/2013	H
	Non A/P Chk		DB90-471-04, CR90-101-	3754/TEACHERS PENSION & ANNUITY	58	467.42	JUNE'13 PYMT	07/18/2013	H
	Non A/P Chk		DB90-471-02, CR90-101-	3754/TEACHERS PENSION & ANNUITY	58	10,449.50	JUNE'13 PYMT	07/18/2013	H
Total For Check Number 907182013						\$214,169.36			
* 907182021	Non A/P Chk		DB90-471-70, CR90-101-	8256/PARAGON CREDIT UNION	58	2,575.00	CREDIT UNION	07/18/2013	H
* 907192022	Non A/P Chk		DB90-471-90, CR90-101-	8266/FEDERAL TAX PAYMENT	58	42,414.51	FEDL TAX PR: 7/19/13	07/19/2013	H
907192023	Non A/P Chk		DB90-471-90, CR90-101-	8266/FEDERAL TAX PAYMENT	58	560.00	EXTRA FEDL AMT - PR: 7/19/13	07/19/2013	H
907192024	Non A/P Chk		DB90-471-90, CR90-101-	8266/FEDERAL TAX PAYMENT	58	1,769.25	FEDL FLAT % - PR: 7/19/13	07/19/2013	H
907192025	Non A/P Chk		DB90-471-91, CR90-101-	8266/FEDERAL TAX PAYMENT	58	23,749.10	FICA - PR: 7/19/13	07/19/2013	H
907192026	Non A/P Chk		DB90-471-91, CR90-101-	8266/FEDERAL TAX PAYMENT	58	5,554.38	MEDI - PR: 7/19/13	07/19/2013	H
907192027	Non A/P Chk		DB90-471-93, CR90-101-	8251/STATE OF NJ	58	6,403.43	NJ ST PR: 7/19/13	07/19/2013	H
907192028	Non A/P Chk		DB90-471-93, CR90-101-	8251/STATE OF NJ	58	3,502.60	NJ ST- PR: 7/19/13	07/19/2013	H
	Non A/P Chk		DB90-471-93, CR90-101-	8251/STATE OF NJ	58	605.85	NJ ST PR: 7/19/13	07/19/2013	H
Total For Check Number 907192028						\$4,108.45			
* 907192030	Non A/P Chk		DB90-471-93, CR90-101-	8251/STATE OF NJ	58	325.00	NJ ST PR: 7/19/13	07/19/2013	H
* 907192090	Non A/P Chk		DB90-471-95, CR90-101-	1775/FORT LEE PAYROLL	58	5,941.24	STATE SHARE PR: 7/19/13	07/19/2013	H
907192091	Non A/P Chk		DB90-471-94, CR90-101-	1775/FORT LEE PAYROLL	58	23,361.95	BD SHARE PR: 7/19/13	07/19/2013	H
* 907232013	Non A/P Chk		DB90-471-92, CR90-101-	8251/STATE OF NJ	58	3,561.84	QTR'13 FLI PYMT	07/23/2013	H
	Non A/P Chk		DB90-471-92, CR90-101-	8251/STATE OF NJ	58	4,452.30	QTR'13 SUI PYMT	07/23/2013	H
Total For Check Number 907232013						\$8,014.14			
* 907302013	Non A/P Chk		DB90-471-01, CR90-101-	3754/TEACHERS PENSION & ANNUITY	58	11,116.38	TPAF PENSION	07/30/2013	H
	Non A/P Chk		DB90-471-20, CR90-101-	2962/PUBLIC EMPLOYEES RETIREMENT SY	58	35.00	PERS TSA ANNUIT	07/30/2013	H
Total For Check Number 907302013						\$11,151.38			
907302014	Non A/P Chk		DB90-471-02, CR90-101-	3754/TEACHERS PENSION & ANNUITY	58	655.84	TPAF CONTR. INS	07/30/2013	H
907302015	Non A/P Chk		DB90-471-03, CR90-101-	3754/TEACHERS PENSION & ANNUITY	58	1,480.38	TPAF LOAN	07/30/2013	H
907302016	Non A/P Chk		DB90-471-04, CR90-101-	3754/TEACHERS PENSION &	58	150.38	TPAF ARRS	07/30/2013	H

Fort Lee Board of Education

Check Register By Check Number

JULY 2013-MANUALS

Check #	PO #	Invoice Number	Account Number	Vendor No./ Name	Ba-tch	Check Amount	Check Description	Check Date	Check Type
POSTED CHECKS									
907302016				ANNUITY					
907302017	Non A/P Chk		DB90-471-08, CR90-101-	2962/PUBLIC EMPLOYEES RETIREMENT SY	58	14,819.89	PERS PENSION	07/30/2013	H
907302018	Non A/P Chk		DB90-471-09, CR90-101-	2962/PUBLIC EMPLOYEES RETIREMENT SY	58	1,092.93	PERS CONT INS	07/30/2013	H
907302019	Non A/P Chk		DB90-471-10, CR90-101-	2962/PUBLIC EMPLOYEES RETIREMENT SY	58	7,515.94	PERS LOAN	07/30/2013	H
907302020	Non A/P Chk		DB90-471-12, CR90-101-	2962/PUBLIC EMPLOYEES RETIREMENT SY	58	304.30	PERS BACK	07/30/2013	H
Total for Hand Checks						\$1,760,904.64			
Total Posted Checks						\$1,760,904.64			

Fort Lee Board of Education

Check Register By Check Number

JULY 2013-MANUALS

Fund Summary	Fund Category	Sub Fund	Computer Checks	Computer Checks Non/AP	Hand Checks	Hand Checks Non/AP	Total Checks
	10	10				\$11,882.48	\$11,882.48
	10	11			\$1,261,551.33		\$1,261,551.33
	10	P1			\$450.00		\$450.00
	Fund 10	TOTAL			\$1,262,001.33	\$11,882.48	\$1,273,883.81
	60	60			\$412.50		\$412.50
	90	90				\$486,608.33	\$486,608.33
	GRAND	TOTAL	\$0.00	\$0.00	\$1,262,413.83	\$498,490.81	\$1,760,904.64

* Total Prior Cycle Checks Voided in selected cycle(s):

\$0.00

Total Checks from selected cycle(s) voided in the selected cycle(s):

\$0.00

Fort Lee Board of Education

Bills And Claims Report By Vendor Name

va_bill5.5
07/31/2013

8/12/13

Vendor # / Name	PO #	Account # / Description	Inv #	Check Type * Check Description	Check #	Check Amount
Pending Payments						
ALLAN ROTTO CONSULTANTS, INC/ 7818	1314-0635	11-000-230-530-10-722/ TELEPHONE		CP JULY 13-PAYMENT23		126.29
ATRA JANITORIAL SUPPLY CO.,INC./ 1142	1314-0118	11-000-262-610-40-000/ GENERAL SUPPLIES		CF INV 14345		1,158.36
	1314-0134	11-000-262-610-40-000/ GENERAL SUPPLIES		CP INV 13918		6,003.91
		11-000-262-610-40-000/ GENERAL SUPPLIES		CP INV 13211		2,920.40
		11-000-262-610-40-000/ GENERAL SUPPLIES		CP INV 13209		2,920.40
		11-000-262-610-40-000/ GENERAL SUPPLIES		CP INV 13213		2,920.40
		11-000-262-610-40-000/ GENERAL SUPPLIES		CP INV 13207		2,920.40
		11-000-262-610-40-000/ GENERAL SUPPLIES		CP INV 13215		2,920.40
		11-000-262-610-40-000/ GENERAL SUPPLIES		CF INV 13350		6,053.55
				Total for ATRA JANITORIAL SUPPLY CO.,INC./ 1142		\$27,817.82
BERGEN COUNTY DEPT. OF HEALTH/ 6584	1213-2641	P1-000-213-300-20-294/ BLD BRNE PATHOGENS	13-13-81	CF .		6,721.00
BROWN & BROWN METRO INC./ 8432	1314-0614	11-000-230-590-10-596/ FIDELITY BONDS		CF INV 176102		630.00
EASTERN ACOUSTICS, CO./ 1531	1314-0624	11-000-213-600-01-000/ HEALTH SUP SCH #1		CF INV 19896		52.50
		11-000-213-600-02-000/ HEALTH SUP SCH #2		CF INV 19896		52.50
		11-000-213-600-03-000/ HEALTH SUP SCH #3		CF INV 19896		52.50
		11-000-213-600-04-000/ HEALTH SUP SCH #4		CF INV 19896		52.50
		11-000-213-600-06-000/ HEALTH SUP MS		CF INV 19896		52.50
		11-000-213-600-07-000/ HEALTH SUP HS		CF INV 19896		52.50
				Total for EASTERN ACOUSTICS, CO./ 1531		\$315.00
ERIC ARMIN, INC./ 4932	1314-0205	11-204-100-610-60-000/ LLD- SUPPLIES		CF INV 617995		309.02
FEDERAL EXPRESS CORP/ 1723	1314-0633	11-000-230-530-20-721/ POSTAGE-CENTRAL OFFICE		CF INV 2-328-93029		86.82
	1314-0574	11-000-230-530-20-721/ POSTAGE-CENTRAL OFFICE		CF INV 2-335-86273		151.18
	1314-0642	11-000-230-530-20-721/ POSTAGE-CENTRAL OFFICE		CF INV 2-343-34817		26.78
				Total for FEDERAL EXPRESS CORP/ 1723		\$264.78

* CF - Computer Full CP - Computer Partial HF - Hand Check Full HP - Hand Check Partial

Run on 08/07/2013 at 01:21:57 PM

Fort Lee Board of Education

Bills And Claims Report By Vendor Name

va_bill5.5
07/31/2013

8/12/13

Vendor # / Name	PO #	Account # / Description	Inv #	Check		Check #	Check Amount
				Type	*Check Description		
Pending Payments							
FORT LEE BOE - SPECIAL ACCT/ 3813	1213-2653	P1-000-230-610-20-000/ SUPPLIES	INV	CP	INV 201354		47.50
			201357				
		P1-000-230-610-20-000/ SUPPLIES	INV	CF	INV 201357		194.61
			201357				
		P1-401-100-600-06-000/ STDNT ACT MS-SUPPLIES	INV	CF	201360,201336,201352		466.40
			201357				
Total for FORT LEE BOE - SPECIAL ACCT/ 3813							\$708.51
FRANKOSKI CONSTRUCTION/ 8623	1213-2399	12-000-400-450-40-000/ CAPITAL PROJECTS		CP	PROJ 12-7990-APPL 2		36,592.00
FRANKS TRUCK CENTER INC./ 7715	1314-0589	11-000-270-420-10-000/ CLEANING, REPAIR, & MAIN		CF	INV 192386		896.50
		1314-0590	11-000-270-420-10-000/ CLEANING, REPAIR, & MAIN	CF	INV 191886		2,378.18
	1314-0559	11-000-270-615-10-000/ TRANSP SUPPLIES		CF	INV 192522		262.94
	1314-0596	11-000-270-420-10-000/ CLEANING, REPAIR, & MAIN		CF	INV 192831		1,275.67
Total for FRANKS TRUCK CENTER INC./ 7715							\$4,813.29
HOLY NAME MEDICAL CENTER/ 5435	1213-2625	P1-000-213-300-07-000/ PURCH PROF & TECH SERV	81393400	CP	INV 81393400201306		280.00
			201306				
		P1-000-213-300-07-000/ PURCH PROF & TECH SERV	81393400	CF	INV 81393389201306		280.00
			201306				
1213-2626	P1-401-100-800-07-000/ OTHER OBJECTS-HS	81393427	CP	INV 81393427201306		280.00	
		201306					
		P1-401-100-800-07-000/ OTHER OBJECTS-HS	81393427	CF	INV 81393397201306		280.00
			201306				
Total for HOLY NAME MEDICAL CENTER/ 5435							\$1,120.00
JOSTEN'S, INC./ 2190	1213-1931	P1-000-240-600-07-000/ HS GENERAL SUPPLIES	15938812	CF	.		14.90
LINWELL ASSOCIATES-PA, INC./ 8660	1314-0626	11-000-240-800-06-000/ OTHER OBJECTS		CF	INV 1130801		4,825.00
MAK GROUP, LLC/ 8609	1213-2329	30-000-414-450-04-000/ ROOF SCH4		CP	APPL 2		37,738.75
METRO FIRE & SAFETY EQUIP. CO. INC/ 2485	1314-0206	11-000-261-420-40-070/ CLEAN,REPAIR,MAINT-HS		CF	INV 226593		895.00

* CF -- Computer Full CP - Computer Partial HF - Hand Check Full HP - Hand Check Partial

Run on 08/07/2013 at 01:21:57 PM

Fort Lee Board of Education

Bills And Claims Report By Vendor Name

va_bill5.5
07/31/2013

8/12/13

Vendor # / Name	PO #	Account # / Description	Inv #	Check Type * Check Description	Check #	Check Amount
Pending Payments						
MGL FORMS SYSTEMS, LLC/ 2374	1314-0618	11-000-251-600-10-000/ SUPPLIES		CP INV 114198		152.00
		11-000-251-600-10-000/ SUPPLIES		CF INV 114356		468.50
Total for MGL FORMS SYSTEMS, LLC/ 2374						\$620.50
NAVIANCE, INC./ 6605	1314-0690	11-000-218-600-07-000/ GUIDANCE SUP-HS		CF INV NAV-0022661-SI		2,790.00
NJ DIVISION OF MOTOR VEHICLE CTR/ 7736	1314-0682	11-000-270-800-10-000/ TRANSP MISC		CF INV 201321801		100.00
OTIS ELEVATOR COMPANY/ 4345	1314-0135	11-000-261-420-40-070/ CLEAN,REPAIR,MAINT-HS		CF INV GNK05275713		4,016.38
PITNEY B.LOUIV.371896(SUPPL)/ 2889	1314-0617	11-000-230-530-20-721/ POSTAGE-CENTRAL OFFICE		CF INV 5502252536		139.46
REALLY GOOD STUFF, INC./ 5977	1314-0247	11-204-100-610-60-000/ LLD- SUPPLIES		CF INV 4347299		283.97
	1314-0248	11-204-100-610-60-000/ LLD- SUPPLIES		CF INV 4347315		164.54
	1314-0105	11-204-100-610-60-000/ LLD- SUPPLIES		CF INV 4347291		295.01
	1314-0074	11-213-100-610-60-000/ RESOURCE RM SUPL.		CF INV 4347297		304.13
	1314-0097	11-204-100-610-60-000/ LLD- SUPPLIES		CF INV 4347325		290.67
Total for REALLY GOOD STUFF, INC./ 5977						\$1,338.32
S.E.M. SECURITY SYSTEMS, INC./ 4250	1314-0019	11-000-261-420-40-010/ CLEAN,REPAIR,MAINT-SCH 1		CF INV 62955		1,056.00
		11-000-261-420-40-020/ CLEAN,REPAIR,MAINT-SCH 2		CF INV 62955		516.00
		11-000-261-420-40-030/ CLEAN,REPAIR,MAINT-SCH 3		CF INV 62955		540.00
		11-000-261-420-40-040/ CLEAN,REPAIR,MAINT-SCH 4		CF INV 62955		516.00
		11-000-261-420-40-060/ CLEAN,REPAIR,MAINT-MS		CF INV 62955		540.00
		11-000-261-420-40-070/ CLEAN,REPAIR,MAINT-HS		CF INV 62955		516.00
Total for S.E.M. SECURITY SYSTEMS, INC./ 4250						\$3,684.00
SSP ARCHITECTURAL GROUP/ 7060	1112-2676A	P3-000-403-334-07-000/ ALT FLHS-ARCHITECT/ENG F	1112-267	CF PROJ7970-INV 9 6A		6,476.83
		P3-000-408-334-01-000/ WINDOWS SCH1 ARCH/ENG	1112-267	CF PROJ7963-INV 5 6A		917.42
		P3-000-410-334-03-000/ WINDOWS SCH3 ARCH/ENG	1112-267	CF PROJ7964-INV 9 6A		875.17

* CF -- Computer Full CP - Computer Partial HF - Hand Check Full HP - Hand Check Partial

Run on 08/07/2013 at 01:21:57 PM

Fort Lee Board of Education

Bills And Claims Report By Vendor Name

va_bill5.5
07/31/2013

8/12/13

Vendor # / Name	PO #	Account # / Description	Inv #	Check		Check #	Check Amount	
				Type	*Check Description			
Pending Payments								
SSP ARCHITECTURAL GROUP/ 7060		P3-000-413-334-04-000/ HVAC SCH4 ARCH/ENG FEE	1112-267	CF	PROJ7966-INV 8		1,773.55	
			6A					
		P3-000-414-334-04-000/ ROOF SCH4 ARCH/ENG FEE	1112-267	CF	PROJ7965-INV 6		1,733.57	
			6A					
		P3-000-418-334-06-000/ ADD MS ARCH/ENG FEE	1112-267	CF	PROJ7968-INV 9		20,071.03	
			6A					
		P3-000-419-334-06-000/ ALT MS ARCH/ENG FEE	1112-267	CP	PROJ7967-INV 8		3,639.69	
			6A					
		P3-000-419-334-06-000/ ALT MS ARCH/ENG FEE	1112-267	CF	PROJ7967-INV 9		3,334.50	
			6A					
	1213-2108A	P1-000-400-334-40-000/ FA & CS ARCH/ENG SVCS	1213-210	CP	PROJ7990-INV 5		1,875.43	
			8A					
		P1-000-400-334-40-000/ FA & CS ARCH/ENG SVCS	1213-210	CF	PROJ7990-INV 3		17,487.22	
			8A					
	1213-2307A	P1-000-400-334-40-000/ FA & CS ARCH/ENG SVCS	1213-230	CP	PROJ8067-INV 2		6,808.23	
			7A					
		P1-000-400-334-40-000/ FA & CS ARCH/ENG SVCS	1213-230	CF	PROJ8067-INV 4		601.60	
			7A					
			Total for SSP ARCHITECTURAL GROUP/ 7060					\$65,594.24
STRAUSS ESMAY ASSOC, LLP/ 3290	1314-0183	11-000-230-339-20-718/ OTHER PURCH SRVC-POLICY		CF	1314-164		4,040.00	
SUGARMAN DR ALAN/ 1494	1314-0003	11-000-291-270-10-255/ BENEFITS-OVER 70		CP	JULY-2013		502.70	
SUNTRUST EQUIP FINANCE & LEASING CO./ 7845	1314-0147	11-000-270-443-10-000/ LEASE PURCHASE-BUSES		CF	INV 7092013		56,912.90	
SUPER DUPER PUBLICATIONS, INC./ 3309	1314-0044	11-000-216-600-60-000/ SPEECH SUPPLIES		CF	INV 1885961A		139.80	
	1314-0061	11-000-216-600-60-000/ SPEECH SUPPLIES		CF	INV 1885998		212.75	
	1314-0063	11-000-216-600-60-000/ SPEECH SUPPLIES		CF	INV 1885999		296.50	
			Total for SUPER DUPER PUBLICATIONS, INC./ 3309					\$649.05
SYSTEMS 3000, INC./ 3324	1314-0158	11-000-251-330-10-290/ PURCH PROF-SYSTEMS 3000		CF	INV 264-110737		2,520.00	

* CF -- Computer Full CP - Computer Partial HF - Hand Check Full HP - Hand Check Partial

Run on 08/07/2013 at 01:21:57 PM

Fort Lee Board of Education

Bills And Claims Report By Vendor Name

va_bill5.5
07/31/2013

8/12/13

Vendor # / Name	PO #	Account # / Description	Inv #	Check Type * Check Description	Check #	Check Amount
Pending Payments						
TALK TOOLS/INN THERAPIST INTL INC/ 7917	1314-0068	11-000-216-600-60-000/ SPEECH SUPPLIES		CF INV 21930		158.25
TEACHSCAPE, INC./ 8070	1314-0070	11-000-223-600-30-000/ PROF DEV-SUPPLIES		CF INV 2014-0101		34,680.00
THERAPRO, INC./ 8429	1314-0040	11-000-216-600-60-000/ SPEECH SUPPLIES		CF INV 386893		344.77
TITAN MICROSYSTEMS, LLC/ 7179	1314-0060	11-190-100-400-50-021/ PURCHASED TECHNICAL SERV		CF INV 21367		1,124.00
Total for Pending Payments						\$302,105.93

* CF - Computer Full CP - Computer Partial HF - Hand Check Full HP - Hand Check Partial

Run on 08/07/2013 at 01:21:57 PM

Fort Lee Board of Education

Bills And Claims Report By Vendor Name

va_bill5.5
07/31/2013

8/12/13

Resolution that the list of claims for goods received and services rendered and certified to be correct by the Business Administrator, be approved for payment and further that the Secretary's and Treasurer's financial reports be accepted as filed.

Run on 08/07/2013 at 01:21:57 PM

Fund Summary	Fund Category	Sub Fund	Computer Checks	Computer Checks Non/AP	Hand Checks	Hand Checks Non/AP	Total Checks
	10	11	\$153,616.53				\$153,616.53
	10	12	\$36,592.00				\$36,592.00
	10	P1	\$35,336.89				\$35,336.89
	Fund 10	TOTAL	\$225,545.42				\$225,545.42
	30	30	\$37,738.75				\$37,738.75
	30	P3	\$38,821.76				\$38,821.76
	Fund 30	TOTAL	\$76,560.51				\$76,560.51
	GRAND	TOTAL	\$302,105.93	\$0.00	\$0.00	\$0.00	\$302,105.93

Chairman Finance Committee

Member Finance Committee

NJSIAA FEES FOR THE 2013-2014 SCHOOL YEAR
TOTALING \$2,150 (NO INCREASE)

BE IT RESOLVED, that upon the recommendation of the Interim Superintendent of Schools, the Fort Lee Board of Education approves the enrollment of Fort Lee High School as a **Member of the New Jersey State Interscholastic Athletic Association (NJSIAA)** for the 2013-2014 school year and the payment of dues in the amount of \$2,150, the same as the prior three years.

DATED: August 12, 2013

Motion by: Mr. Joseph Surace

Seconded by: Mr. Peter Suh

Motion Passed

Motion Failed

ROLL CALL	AYES	NAYS	ABSENT	ABSTAINED
MRS. ESTHER HAN SILVER	X			
MR. CARMELO LUPPINO	X			
MRS. HOLLY MORELL	X			
MRS. CANDACE ROMBA	X			
MR. DAVID SARNOFF	X			
MR. PETER SUH	X			
MR. JOSEPH SURACE	X			
MS. HELEN YOON	X			
MR. YUSANG PARK	X			

REVISED BREAKFAST AND LUNCH PRICES FOR 2013-2014

BE IT RESOLVED, that upon the recommendation of the Interim Superintendent of Schools, the Board approves the following breakfast and lunch prices for the 2013-2014 school year.

Elementary Breakfast Paid	\$1.70	Elementary Breakfast Reduced	.30
Elementary Lunch Paid	\$2.55	Elementary Lunch Reduced	.40
Middle School Lunch Paid	\$2.65	Middle School Lunch Reduced	.40
High School Lunch Paid	\$2.75	High School Lunch Reduced	.40
High School Breakfast Paid	\$1.80	High School Breakfast Reduced	.30
Middle School Breakfast Paid	\$1.70	Middle School Breakfast Reduced	.30
Select Special Lunch	\$3.10		

DATED: August 12, 2013

Motion by: Mr. Joseph Surace

Seconded by: Mr. Peter Suh

Motion Passed

Motion Failed

ROLL CALL	AYES	NAYS	ABSENT	ABSTAINED
MRS. ESTHER HAN SILVER	X			
MR. CARMELO LUPPINO	X			
MRS. HOLLY MORELL	X			
MRS. CANDACE ROMBA	X			
MR. DAVID SARNOFF	X			
MR. PETER SUH	X			
MR. JOSEPH SURACE	X			
MS. HELEN YOON	X			
MR. YUSANG PARK	X			

ACCEPTANCE OF EXTRAORDINARY AID FUNDS

BE IT RESOLVED, that upon the recommendation of the Interim Superintendent of Schools, the Fort Lee Board of Education accepts extraordinary aid funds for the 2012-2013 school year **in the amount of \$1,008,747** as per the attached.

DATED: August 12, 2013

Attachment

Motion by: Mr. Joseph Surace

Seconded by: Mr. Peter Suh

Motion Passed

Motion Failed

ROLL CALL	AYES	NAYS	ABSENT	ABSTAINED
MRS. ESTHER HAN SILVER	X			
MR. CARMELO LUPPINO	X			
MRS. HOLLY MORELL	X			
MRS. CANDACE ROMBA	X			
MR. DAVID SARNOFF	X			
MR. PETER SUH	X			
MR. JOSEPH SURACE	X			
MS. HELEN YOON	X			
MR. YUSANG PARK	X			

STATE OF NEW JERSEY - DEPARTMENT OF EDUCATION
DIVISION OF ADMINISTRATION AND FINANCE
OFFICE OF SCHOOL FINANCE
2012-13 STATE SCHOOL AID
EXTRAORDINARY AID

07/05/2013

1

COUNTY: 03-BERGEN
DISTRICT: 1550-FORT LEE BORO
BUDGET: K-12

Page EXA

PUBLIC PLACEMENT WITH NON-DISABLED PEERS

Number of Applications	58	(A-1)
Excess Costs >=\$40,000	1,428,906	(A-2)
Item (A-2) times 0.90	1,286,015	(A)

PUBLIC PLACEMENT WITH ONLY DISABLED PEERS

Number of Applications	8	(B-1)
Excess Costs >=\$40,000	214,246	(B-2)
Item (B-2) times 0.75	160,685	(B)

OUT OF DISTRICT PRIVATE PLACEMENT

Number of Applications	7	(C-1)
Excess Costs >=\$55,000	83,088	(C-2)
Item (C-2) times 0.75	62,316	(C)

Total Number of Applications Item (A-1) + Item (B-1) + Item (C-1)	73	(D)
--	----	-----

FY13 Extraordinary Aid prior to proration [Item (A) + Item (B) + Item (C)]	1,509,016	(E)
---	-----------	-----

FY13 Actual Extraordinary Aid Item (E) times 0.66848	1,008,747	(F)
---	-----------	-----

**APPROVAL – CAFETERIA CLAIMS
FOR JUNE 2013 TOTALING \$233,993.81**

BE IT RESOLVED, that upon the recommendation of the Interim Superintendent of Schools, the following claims for **Cafeteria** for the month of **June 2013** should be paid.

Check #		Check Amount
10189	Chartwells	\$ 46,530.21
10190	Commercial Appliance Service, LLC	\$ 330.90
10191	Chartwells	\$ 12,740.93
10192	Lee Distributors, Inc.	\$ 1,261.80
10193	Cliffside Body Corp.	\$ 187.94
10194	Chartwells	\$ 91,415.64
10195	Lee Distributors, Inc.	\$ 4,106.97
10196	Chartwells	\$ 77,419.42
Total		\$ 233,993.81

DATED: August 12, 2013

Motion by: Mr. Joseph Surace

Seconded by: Mr. Peter Suh

Motion Passed

Motion Failed

ROLL CALL	AYES	NAYS	ABSENT	ABSTAINED
MRS. ESTHER HAN SILVER	X			
MR. CARMELO LUPPINO	X			
MRS. HOLLY MORELL	X			
MRS. CANDACE ROMBA	X			
MR. DAVID SARNOFF	X			
MR. PETER SUH	X			
MR. JOSEPH SURACE	X			
MS. HELEN YOON	X			
MR. YUSANG PARK	X			

APPROVAL - EXTENDED SCHOOL DAY PROGRAM CLAIMS
FOR JUNE 2013 TOTALING \$184,869.26

BE IT RESOLVED, that upon the recommendation of the Interim Superintendent of Schools, the following claims for the **Extended School Day Program** for the month of **June 2013** should be paid.

Check#	TD Bank	Amount
10126	Ft. Lee Board of Education-Special Account	\$ 6,973.00
10127	Ft. Lee Board of Education-Special Account	8,074.00
10128	Ft. Lee Board of Education-Custodian Account	90,000.00
10129	Sandra Dundovic	180.00
10130	Elena Markham	180.00
10131	Fatima DeLaCruz	180.00
10132	Ruth Waknin	180.00
10133	Ft. Lee Board of Education-Custodian Account	79,102.26
Total		\$184,869.26

DATED: August 12, 2013

Motion by: Mr. Joseph Surace

Seconded by: Mr. Peter Suh

Motion Passed

Motion Failed

ROLL CALL	AYES	NAYS	ABSENT	ABSTAINED
MRS. ESTHER HAN SILVER	X			
MR. CARMELO LUPPINO	X			
MRS. HOLLY MORELL	X			
MRS. CANDACE ROMBA	X			
MR. DAVID SARNOFF	X			
MR. PETER SUH	X			
MR. JOSEPH SURACE	X			
MS. HELEN YOON	X			
MR. YUSANG PARK	X			

**ACCEPTANCE OF 2012-2013 NON-PUBLIC SCHOOL TRANSPORTATION FUNDING
IN THE AMOUNT OF \$33,582.00**

BE IT RESOLVED, that upon the recommendation of the Interim Superintendent of Schools, the Fort Lee Board of Education accepts **non-public school transportation funding for the 2012-2013 school year** as follows:

Nonpublic School Transportation Funding	\$33,582.00
--	--------------------

DATED: August 12, 2013

Motion by: Mr. Joseph Surace

Seconded by: Mr. Peter Suh

Motion Passed

Motion Failed

ROLL CALL	AYES	NAYS	ABSENT	ABSTAINED
MRS. ESTHER HAN SILVER	X			
MR. CARMELO LUPPINO	X			
MRS. HOLLY MORELL	X			
MRS. CANDACE ROMBA	X			
MR. DAVID SARNOFF	X			
MR. PETER SUH	X			
MR. JOSEPH SURACE	X			
MS. HELEN YOON	X			
MR. YUSANG PARK	X			

ACCEPTANCE OF NON-PUBLIC FUNDS FOR 2013-2014 SCHOOL YEAR

BE IT RESOLVED, that upon the recommendation of the Interim Superintendent of Schools, the Board accepts **non-public funding** for the 2013-2014 school year as follows:

Nursing	\$15,054.00
Technology	\$ 3,900.00
Textbook	\$10,696.00

DATED: August 12, 2013

Motion by: Mr. Joseph Surace

Seconded by: Mr. Peter Suh

Motion Passed

Motion Failed

ROLL CALL	AYES	NAYS	ABSENT	ABSTAINED
MRS. ESTHER HAN SILVER	X			
MR. CARMELO LUPPINO	X			
MRS. HOLLY MORELL	X			
MRS. CANDACE ROMBA	X			
MR. DAVID SARNOFF	X			
MR. PETER SUH	X			
MR. JOSEPH SURACE	X			
MS. HELEN YOON	X			
MR. YUSANG PARK	X			

SOUTH BERGEN WORKERS' COMPENSATION INSURANCE
TOTALING \$206,806 FOR THE 2013-2014 SCHOOL YEAR

BE IT RESOLVED, that upon the recommendation of the Interim Superintendent of Schools, the Fort Lee Board of Education approves the **South Bergen Workers' Compensation Insurance Policy** in the amount of \$206,806 for the 2013-2014 school year.

DATED: August 12, 2013

Motion by: Mr. Joseph Surace

Seconded by: Mr. Peter Suh

Motion Passed

Motion Failed

ROLL CALL	AYES	NAYS	ABSENT	ABSTAINED
MRS. ESTHER HAN SILVER	X			
MR. CARMELO LUPPINO	X			
MRS. HOLLY MORELL	X			
MRS. CANDACE ROMBA	X			
MR. DAVID SARNOFF	X			
MR. PETER SUH	X			
MR. JOSEPH SURACE	X			
MS. HELEN YOON	X			
MR. YUSANG PARK	X			

APPROVAL OF AMENDED 2013-2014 NCLB GRANT FUNDING

BE IT RESOLVED, that upon the recommendation of the Interim Superintendent of Schools, the Fort Lee Board of Education approves the acceptance of the amended 2013-2014 **NCLB Grant Funds**.

NCLB		IDEA	
Title I	\$475,928		
Title II	\$122,876		
Title III	\$ 87,800	Basic	\$794,187
Title III Immigrant	\$ 67,197	Preschool	\$ 20,428
TOTAL	\$753,801		\$814,615

DATED: August 12, 2013

Motion by: Mr. Joseph Surace

Seconded by: Mr. Peter Suh

Motion Passed

Motion Failed

ROLL CALL	AYES	NAYS	ABSENT	ABSTAINED
MRS. ESTHER HAN SILVER	X			
MR. CARMELO LUPPINO	X			
MRS. HOLLY MORELL	X			
MRS. CANDACE ROMBA	X			
MR. DAVID SARNOFF	X			
MR. PETER SUH	X			
MR. JOSEPH SURACE	X			
MS. HELEN YOON	X			
MR. YUSANG PARK	X			

THE LEARNING CENTER FOR EXCEPTIONAL CHILDREN (TLC)
TRANSPORTATION CONTRACT

BE IT RESOLVED, that upon the recommendation of the Interim Superintendent of Schools, the Fort Lee Board of Education authorizes the Interim Business Administrator/Board Secretary to utilize joint transportation services **with The Learning Center for Exceptional Children (TLC)** from September 9, 2013 through June 23, 2014.

DATED: August 12, 2013
Attachment

Motion by: Mr. Joseph Surace

Seconded by: Mr. Peter Suh

Motion Passed

Motion Failed

ROLL CALL	AYES	NAYS	ABSENT	ABSTAINED
MRS. ESTHER HAN SILVER	X			
MR. CARMELO LUPPINO	X			
MRS. HOLLY MORELL	X			
MRS. CANDACE ROMBA	X			
MR. DAVID SARNOFF	X			
MR. PETER SUH	X			
MR. JOSEPH SURACE	X			
MS. HELEN YOON	X			
MR. YUSANG PARK	X			

STATE OF NEW JERSEY – DEPARTMENT OF EDUCATION
Office of Student Transportation
2013-2014 STUDENT TRANSPORTATION CONTRACT

Board of Education of: Fort Lee Board of Education

In the County of: Bergen

Contractor: TLC

Terminal Location: Clifton

Total Contract Amount: \$ 45,188.00

Per Diem Contract Amount: \$244.26 per diem

Contract Term: Sept. 9, 2013 through June 23, 2014

THE NAMED BOARD OF EDUCATION AND CONTRACTOR HEREBY AGREE THAT:

1. This contract constitutes an agreement between the board of education and said contractor with the inclusion of the provisions specified pursuant to N.J.S.A. 19A:39-3.
2. By entering into this contract the parties are bound by all terms applicable to each route/contract.
3. Upon entering into this contract, your company/firm will be required to comply with the requirements of N.J.S.A. 10: 5-31 et seq. and N.J.S.C. 17:27.
4. During the performance of this contract, the contractor agrees as follows:
 - a.) The contractor or subcontractor, where applicable, will not discriminate against any employee or applicant for employment because of age, race, creed, color, natural origin, ancestry, marital status, affectional or sexual orientation or sex. Except with respect to affectional or sexual orientation, the contractor will take affirmative action to ensure that such applicants are recruited and employed, and that employees are treated during employment, without regard to their age, race, creed, color, national origin, ancestry, marital status, affectional or sexual orientation or sex. Such action shall include, but not limited to the following: employment, upgrading, demotion or transfer; recruitment or recruitment advertising; layoff or termination; rates of pay or other forms of compensation; and selection for training, including apprenticeship. The contractor agrees to post in conspicuous places, available to all employees and applicants for employment, notices to be provided by the Public Agency Compliance Officer setting forth the provisions of this nondiscrimination clause.
 - b.) The contractor or subcontractor, where applicable, will in all solicitations or advertisements for employees placed by or on behalf of the contractor, state that all qualified applicants will receive consideration for employment without regard to age, race, creed, color, nation origin, ancestry, martial status, affectional or sexual orientation or sex.
 - c.) The contractor or subcontractor, where applicable, will send each labor union or representative or workers with which it has a collective bargaining agreement or other contract or understanding, a notice, to be provided by the agency contracting officer advising the labor union or workers' representative of the contractors commitments under this act and shall post copies of the notice in conspicuous places available to employees and applicants for employment
 - d.) The contractor or subcontractor, where applicable, agrees to comply with the regulations promulgated by the Treasurer pursuant to N.J.S.A. 10:5-31 et seq., as amended and supplemented from time to time and the American with Disabilities Act.
 - e.) The contractor or subcontractor agrees to make good faith efforts to employ minority and women workers consistent with the applicable county employment goals prescribed by N.J.A.C. 17:27-5.2, or binding determination of the applicable county employment goals determined by the Division, pursuant to N.J.A.C. 17:27-5.2.

STATE OF NEW JERSEY – DEPARTMENT OF EDUCATION
 Office of Student Transportation
 2013-2014
STUDENT TRANSPORTATION CONTRACT

- f.) The contractor or subcontractor agrees to inform in writing appropriate recruitment agencies in the area, including employment agencies, placement bureaus, colleges, universities, labor unions, that it does not discriminate on the basis of age, creed, color, nation origin, ancestry, martial status, affectional or sexual orientation or sex, and that it will discontinue the use of any recruitment agency which engages in direct or indirect discriminatory practices.
 - g.) The contractor or subcontractor agrees to revise any of its testing procedures, if necessary, to assure that all personnel testing conforms with the job principles of job-related testing, as established by the statutes and court decisions of the State of New Jersey and as established by applicable Federal law and applicable Federal court decisions.
 - h.) In conforming with the applicable employment goals, the contractor or subcontractor agrees to review all procedures relating to transfer, upgrading, downgrading and layoff to ensure that all such actions are taken without regard to age, color, national origin, ancestry, martial status, affectional or sexual orientation or sex, and conform with all applicable employment goals, consistent with the statutes and court decisions of the State of New Jersey, and applicable Federal law and applicable Federal court decisions.
5. The contractor shall submit to the public agency, after notification of award but prior to the execution of a goods and services contract, one of the following three documents: Letter of Federal Affirmative Action Plan Approval, Certificate of Employee Report, or an Employee Information Report Form AA302.

The contractor and it's subcontractors shall furnish such reports or other documents to the Division of Contract Compliance & EEO as may be requested by the office from time to time in order to carry out the purposes of these regulations, and public agencies shall furnish such information as may be requested by the Division of Contract Compliance & EEO for conducting a compliance investigation pursuant to Subchapter 10 of the Administrative Code at N.J.A.C. 17:27

IN WITNESS WHEREOF, the parties hereto have duly signed this contract.

Signature – School Business Administrator/Board Secretary	Date
Signature – President of Local Board	Date

**Notary to the Contractor
 Subscribed and sworn to before me**

Date _____

Notary Public Name	Company or Trade Name
--------------------	-----------------------

Notary Public Signature	Authorized Signature
-------------------------	----------------------

My Commission Expires:	Title
------------------------	-------

HEALTH-WELFARE & SAFETY COMMITTEE

#1HWS

RESOLUTION NO. 25726

PAYMENT OF HOME INSTRUCTION SERVICES

BE IT RESOLVED, that upon the recommendation of the Interim Superintendent of Schools, the Fort Lee Board of Education approves the **payment of Home Instruction Services**, as outlined on the attached.

DATED: August 12, 2013
Attachment

Motion by: Mr. Joseph Surace

Seconded by: Mrs. Holly Morell

Motion Passed

Motion Failed

<u>ROLL CALL</u>	<u>AYES</u>	<u>NAYS</u>	<u>ABSENT</u>	<u>ABSTAINED</u>
MRS. ESTHER HAN SILVER	X			
MR. CARMELO LUPPINO	X			
MRS. HOLLY MORELL	X			
MRS. CANDACE ROMBA	X			
MR. DAVID SARNOFF	X			
MR. PETER SUH	X			
MR. JOSEPH SURACE	X			
MS. HELEN YOON	X			
MR. YUSANG PARK	X			

Home Instruction

Time Period	Provider	# of Hours	Hourly Rate	Total
6/18/2013	Andrew Guddemi	2	\$45	\$ 90.00
6/17/2013	Andrew Guddemi	2	\$45	\$ 90.00
6/11, 6/13, 6/14, 6/18/13	Lisa Forte	5.5	\$45	\$ 247.50
6/6, 6/7, 6/11, 6/12, 6/14, 6/19, 6/20/13	Theresa Kavanagh	7	\$45	\$ 315.00
6/6, 6/7, 6/11, 6/12, 6/13, 6/19, 6/20/13	Theresa Kavanagh	10.5	\$45	\$ 472.50
6/10, 6/17/13	Stephen Klapach	4	\$45	\$ 180.00
6/3, 6/14/13	Stephen Klapach	4	\$45	\$ 180.00
6/4, 6/10/13	Stephen Klapach	4	\$45	\$ 180.00
6/12/2013	Stephen Klapach	2	\$45	\$ 90.00
6/3, 6/13, 6/17/13	Stephen Klapach	4	\$45	\$ 180.00
6/3/2013	Stephen Klapach	1	\$45	\$ 45.00
6/4, 6/11, 6/13, 6/18, 6/19/13	Stephen Klapach	10	\$45	\$ 450.00
6/3, 6/4, 6/10, 6/11, 6/12, 6/13, 6/14, 6/17, 6/18, 6/19/13	Stephen Klapach	20	\$45	\$ 900.00
6/17, 6/18, 6/19, 6/20/13	Stephanie Borgono	8	\$45	\$ 360.00
6/3, 6/5, 6/10, 6/12, 6/19/13	Lisa Forte	11	\$45	\$ 495.00
6/4, 6/11, 6/17, 6/18/13	Stefanie Beretin	8	\$45	\$ 360.00
6/3, 6/12, 6/17, 6/24/13	Stefanie Beretin	8	\$45	\$ 360.00
6/4, 6/12, 6/18/13	Stefanie Beretin	3	\$45	\$ 135.00
6/13/2013	Kaitlyn Skelly	1	\$30	\$ 30.00
5/23, 5/30, 6/4, 6/6, 6/12/13	Kaitlyn Skelly	6	\$30	\$ 180.00
6/3, 6/5, 6/6, 6/7, 6/10, 6/12, 6/13, 6/14, 6/17, 6/19, 6/20, 6/21, 6/24/13	Aphrodite Microutsicos	22	\$45	\$ 990.00
6/3, 6/10, 6/17/13	Aphrodite Microutsicos	3	\$45	\$ 135.00
6/4/2013	Aphrodite Microutsicos	1	\$45	\$ 45.00
6/5, 6/12, 6/17, 6/19/13	Aphrodite Microutsicos	8	\$45	\$ 360.00
6/18, 7/1, 7/3, 7/9, 7/11, 7/16, 7/18, 7/20, 7/25/13	Kathi Pastena	9	\$30	\$ 270.00
7/9, 7/12/13	Jennifer Kreckmann	4.5	\$30	\$ 135.00
7/12, 7/15, 7/16, 7/17, 7/23, 7/24, 7/25/13	Jaritza Beato	7	\$30	\$ 210.00
6/18, 6/19, 6/20, 6/21, 7/1, 7/2, 7/3, 7/8, 7/9/13	Jaritza Beato	9.5	\$30	\$ 285.00
6/17, 6/18, 6/19, 6/20, 7/2, 7/3, 7/9, 7/10, 7/16, 7/17, 7/23, 7/24, 7/29, 7/30/13	Robert Azzolino	14	\$30	\$ 420.00
TOTAL				\$ 8,190.00